

In April 2022,

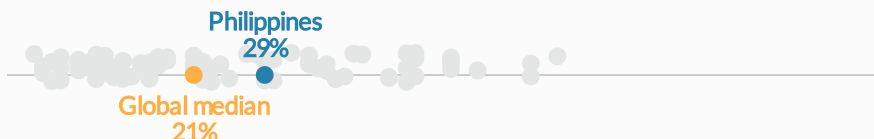
22,327

People in **Philippines**
responded to the survey

The weighted percentages presented in this PDF are based on one month of responses to the COVID-19 Trends and Impact Survey. On the live dashboard, data are presented in 2-week data collection periods so they will not be directly comparable. For more information on methodology and FAQs visit covidbehaviors.org.

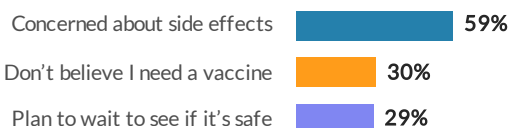
What percent of unvaccinated respondents plan to get vaccinated?

Definitely or probably
will get vaccinated



In Philippines, **29%** of unvaccinated respondents say they will definitely or probably get vaccinated.


What are the reasons driving vaccine hesitancy?




Will respondents vaccinate their **oldest** child under age 18, when eligible?*

70%

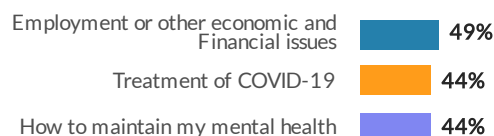
of respondents in Philippines
say that they plan to
vaccinate their oldest child
under age 18 when eligible.



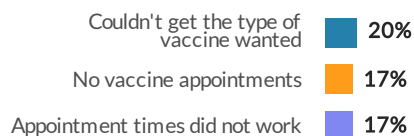
What are the most trusted sources of information in Philippines?



What COVID-19 related topics do people want more information about?



What are the structural barriers to vaccination among the unvaccinated?



Are health workers in Philippines vaccinated?

97%

of surveyed
health workers
are vaccinated

Insufficient sample size
to display breakdown of these data.

*Question asked of respondents was changed between December and January

COVID Behaviors Dashboard

Results from Bangsamoro Autonomous Region in Muslim Mindanao (BARMM)

April 2022

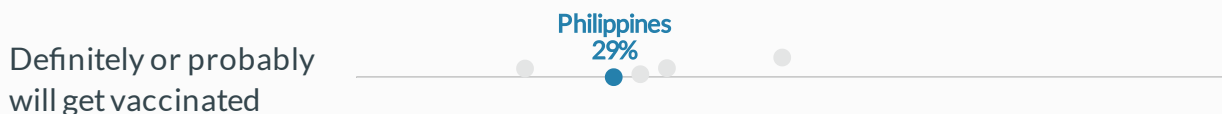
In April 2022,

159

People in **Bangsamoro Autonomous Region in Muslim Mindanao (BARMM)** responded to the survey

The weighted percentages presented in this PDF are based on one month of responses to the COVID-19 Trends and Impact Survey. On the live dashboard, data are presented in 2-week data collection periods so they will not be directly comparable. For more information on methodology and FAQs visit covidbehaviors.org.

What percent of unvaccinated respondents plan to get vaccinated?



In Bangsamoro Autonomous Region in Muslim Mindanao (BARMM), **N/A** of unvaccinated respondents say they will definitely or probably get vaccinated.

What are the reasons driving vaccine hesitancy?

Concerned about the cost	Insufficient Data
Don't like vaccines	Insufficient Data
Don't know if vaccine will work	Insufficient Data

Will respondents vaccinate their **oldest** child under age 18, when eligible?*

N/A

of respondents in Bangsamoro Autonomous Region in Muslim Mindanao (BARMM) say that they plan to vaccinate their oldest child under age 18 when eligible.

What are the most trusted sources of information in Bangsamoro Autonomous Region in Muslim Mindanao (BARMM)?

CDC/WHO	Insufficient Data
Friends and Family	Insufficient Data
Government health authorities	Insufficient Data

What COVID-19 related topics do people want more information about?

How to support my children's education	Insufficient Data
The economic impact of COVID-19 to me personally	Insufficient Data
Employment or other economic and financial issues	Insufficient Data

What are the structural barriers to vaccination among the unvaccinated?

Limited internet or phone access	Insufficient Data
Appointment times did not work	Insufficient Data
Need childcare	Insufficient Data

How worried are you about getting COVID?

Insufficient sample size to display breakdown of these data.



Contact: ccpinfo@jhu.edu



In April 2022,


781

People in **Bicol Region**
responded to the survey

The weighted percentages presented in this PDF are based on one month of responses to the COVID-19 Trends and Impact Survey. On the live dashboard, data are presented in 2-week data collection periods so they will not be directly comparable. For more information on methodology and FAQs visit covidbehaviors.org.

What percent of unvaccinated respondents plan to get vaccinated?

Definitely or probably
will get vaccinated



In Bicol Region, **N/A** of unvaccinated respondents say they will definitely or probably get vaccinated.

What are the reasons driving vaccine hesitancy?

Concerned about the cost	Insufficient Data
Don't like vaccines	Insufficient Data
Don't know if vaccine will work	Insufficient Data

Will respondents vaccinate their **oldest** child under age 18, when eligible?*

N/A

of respondents in Bicol Region
say that they plan to
vaccinate their oldest child
under age 18 when eligible.



What are the most trusted sources of information in Bicol Region?

CDC/WHO	72%
Scientists and health experts	68%
Local health workers	58%

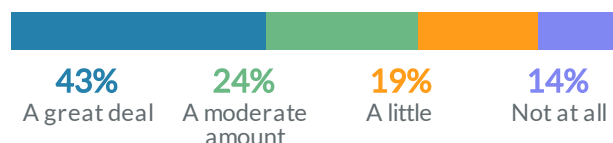
What COVID-19 related topics do people want more information about?

Employment or other economic and Financial issues	53%
Treatment of COVID-19	45%
How to maintain my mental health	44%

What are the structural barriers to vaccination among the unvaccinated?

Limited internet or phone access	Insufficient Data
Appointment times did not work	Insufficient Data
Need childcare	Insufficient Data

How worried are you about getting COVID?



*Question asked of respondents was changed between December and January

In April 2022,


443

People in **Cagayan Valley** responded to the survey

The weighted percentages presented in this PDF are based on one month of responses to the COVID-19 Trends and Impact Survey. On the live dashboard, data are presented in 2-week data collection periods so they will not be directly comparable. For more information on methodology and FAQs visit covidbehaviors.org.

What percent of unvaccinated respondents plan to get vaccinated?

Definitely or probably
will get vaccinated



In Cagayan Valley, **N/A** of unvaccinated respondents say they will definitely or probably get vaccinated.

What are the reasons driving vaccine hesitancy?

Concerned about the cost	Insufficient Data
Don't like vaccines	Insufficient Data
Don't know if vaccine will work	Insufficient Data

Will respondents vaccinate their **oldest** child under age 18, when eligible?*

N/A

of respondents in Cagayan Valley say that they plan to vaccinate their oldest child under age 18 when eligible.



What are the most trusted sources of information in Cagayan Valley?

CDC/WHO	68%
Scientists and health experts	64%
Local health workers	57%

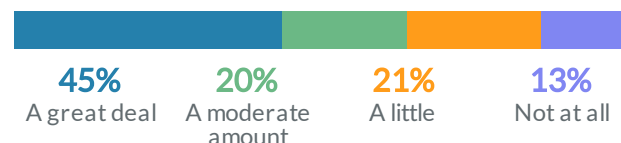
What COVID-19 related topics do people want more information about?

Treatment of COVID-19	48%
How to maintain my mental health	46%
Employment or other economic and Financial issues	44%

What are the structural barriers to vaccination among the unvaccinated?

Limited internet or phone access	Insufficient Data
Appointment times did not work	Insufficient Data
Need childcare	Insufficient Data

How worried are you about getting COVID?



*Question asked of respondents was changed between December and January

In April 2022,

3,969

People in **Calabarzon (4A)** responded to the survey

The weighted percentages presented in this PDF are based on one month of responses to the COVID-19 Trends and Impact Survey. On the live dashboard, data are presented in 2-week data collection periods so they will not be directly comparable. For more information on methodology and FAQs visit covidbehaviors.org.

What percent of unvaccinated respondents plan to get vaccinated?

Definitely or probably
will get vaccinated



In Calabarzon (4A), **32%** of unvaccinated respondents say they will definitely or probably get vaccinated.

What are the reasons driving vaccine hesitancy?

Concerned about the cost	Insufficient Data
Don't like vaccines	Insufficient Data
Don't know if vaccine will work	Insufficient Data

Will respondents vaccinate their **oldest** child under age 18, when eligible?*

64%

of respondents in Calabarzon (4A) say that they plan to vaccinate their oldest child under age 18 when eligible.



What are the most trusted sources of information in Calabarzon (4A)?

Scientists and health experts	68%
CDC/WHO	65%
Local health workers	54%

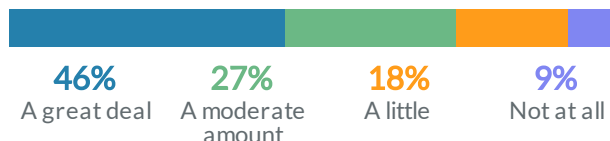
What COVID-19 related topics do people want more information about?

Employment or other economic and Financial issues	49%
Treatment of COVID-19	47%
Variants of COVID-19	44%

What are the structural barriers to vaccination among the unvaccinated?

Limited internet or phone access	Insufficient Data
Appointment times did not work	Insufficient Data
Need childcare	Insufficient Data

How worried are you about getting COVID?



*Question asked of respondents was changed between December and January

In April 2022,

357

People in **Caraga**
responded to the survey

The weighted percentages presented in this PDF are based on one month of responses to the COVID-19 Trends and Impact Survey. On the live dashboard, data are presented in 2-week data collection periods so they will not be directly comparable. For more information on methodology and FAQs visit covidbehaviors.org.

What percent of unvaccinated respondents plan to get vaccinated?

Definitely or probably
will get vaccinated



In Caraga, **N/A** of unvaccinated respondents say they will definitely or probably get vaccinated.

What are the reasons driving vaccine hesitancy?

Concerned about the cost	Insufficient Data
Don't like vaccines	Insufficient Data
Don't know if vaccine will work	Insufficient Data

Will respondents vaccinate their **oldest** child under age 18, when eligible?*

N/A

of respondents in Caraga say that they plan to vaccinate their oldest child under age 18 when eligible.



What are the most trusted sources of information in Caraga?

CDC/WHO	64%
Scientists and health experts	57%
Local health workers	55%

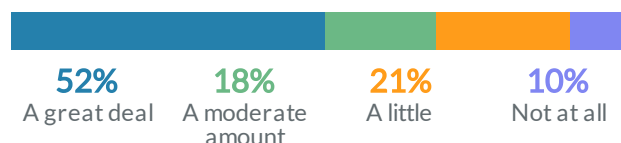
What COVID-19 related topics do people want more information about?

Employment or other economic and Financial issues	53%
How to maintain my mental health	50%
Treatment of COVID-19	43%

What are the structural barriers to vaccination among the unvaccinated?

Limited internet or phone access	Insufficient Data
Appointment times did not work	Insufficient Data
Need childcare	Insufficient Data

How worried are you about getting COVID?



*Question asked of respondents was changed between December and January

In April 2022,


3,323

People in **Central Luzon** responded to the survey

The weighted percentages presented in this PDF are based on one month of responses to the COVID-19 Trends and Impact Survey. On the live dashboard, data are presented in 2-week data collection periods so they will not be directly comparable. For more information on methodology and FAQs visit covidbehaviors.org.

What percent of unvaccinated respondents plan to get vaccinated?

Definitely or probably
will get vaccinated



In Central Luzon, **35%** of unvaccinated respondents say they will definitely or probably get vaccinated.


What are the reasons driving vaccine hesitancy?

Concerned about the cost	Insufficient Data
Don't like vaccines	Insufficient Data
Don't know if vaccine will work	Insufficient Data

Will respondents vaccinate their **oldest** child under age 18, when eligible?*

67%

of respondents in Central Luzon say that they plan to vaccinate their oldest child under age 18 when eligible.



What are the most trusted sources of information in Central Luzon?

Scientists and health experts	70%
CDC/WHO	68%
Local health workers	56%

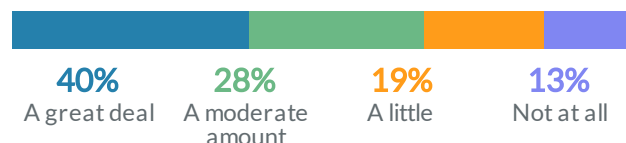
What COVID-19 related topics do people want more information about?

Employment or other economic and Financial issues	46%
Treatment of COVID-19	45%
How to maintain my mental health	40%

What are the structural barriers to vaccination among the unvaccinated?

Limited internet or phone access	Insufficient Data
Appointment times did not work	Insufficient Data
Need childcare	Insufficient Data

How worried are you about getting COVID?



*Question asked of respondents was changed between December and January

In April 2022,

1,771

People in **Central Visayas** responded to the survey

The weighted percentages presented in this PDF are based on one month of responses to the COVID-19 Trends and Impact Survey. On the live dashboard, data are presented in 2-week data collection periods so they will not be directly comparable. For more information on methodology and FAQs visit covidbehaviors.org.

What percent of unvaccinated respondents plan to get vaccinated?

Definitely or probably
will get vaccinated



In Central Visayas, **19%** of unvaccinated respondents say they will definitely or probably get vaccinated.

What are the reasons driving vaccine hesitancy?

Concerned about the cost	Insufficient Data
Don't like vaccines	Insufficient Data
Don't know if vaccine will work	Insufficient Data

Will respondents vaccinate their **oldest** child under age 18, when eligible?*

67%

of respondents in Central Visayas say that they plan to vaccinate their oldest child under age 18 when eligible.



What are the most trusted sources of information in Central Visayas?

Scientists and health experts	64%
CDC/WHO	59%
Local health workers	52%

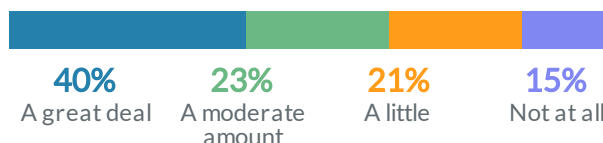
What COVID-19 related topics do people want more information about?

Employment or other economic and Financial issues	47%
Treatment of COVID-19	44%
Variants of COVID-19	41%

What are the structural barriers to vaccination among the unvaccinated?

Limited internet or phone access	Insufficient Data
Appointment times did not work	Insufficient Data
Need childcare	Insufficient Data

How worried are you about getting COVID?



*Question asked of respondents was changed between December and January

In April 2022,

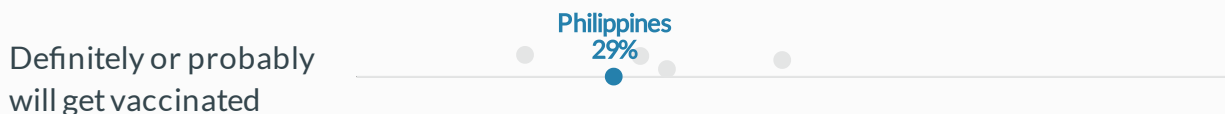
461

People in **Cordillera Admin Region (CAR)**

responded to the survey

The weighted percentages presented in this PDF are based on one month of responses to the COVID-19 Trends and Impact Survey. On the live dashboard, data are presented in 2-week data collection periods so they will not be directly comparable. For more information on methodology and FAQs visit covidbehaviors.org.

What percent of unvaccinated respondents plan to get vaccinated?



In Cordillera Admin Region (CAR), **N/A** of unvaccinated respondents say they will definitely or probably get vaccinated.

What are the reasons driving vaccine hesitancy?

Concerned about the cost	Insufficient Data
Don't like vaccines	Insufficient Data
Don't know if vaccine will work	Insufficient Data

Will respondents vaccinate their **oldest** child under age 18, when eligible?*

N/A

of respondents in Cordillera Admin Region (CAR) say that they plan to vaccinate their oldest child under age 18 when eligible.

What are the most trusted sources of information in Cordillera Admin Region (CAR)?

Scientists and health experts	67%
CDC/WHO	63%
Local health workers	61%

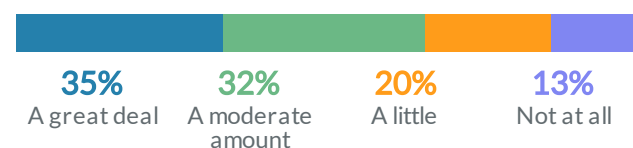
What COVID-19 related topics do people want more information about?

Variants of COVID-19	50%
How to maintain my mental health	50%
Treatment of COVID-19	41%

What are the structural barriers to vaccination among the unvaccinated?

Limited internet or phone access	Insufficient Data
Appointment times did not work	Insufficient Data
Need childcare	Insufficient Data

How worried are you about getting COVID?



*Question asked of respondents was changed between December and January

In April 2022,

923

People in **Davao Region** responded to the survey

The weighted percentages presented in this PDF are based on one month of responses to the COVID-19 Trends and Impact Survey. On the live dashboard, data are presented in 2-week data collection periods so they will not be directly comparable. For more information on methodology and FAQs visit covidbehaviors.org.

What percent of unvaccinated respondents plan to get vaccinated?

Definitely or probably
will get vaccinated



In Davao Region, **N/A** of unvaccinated respondents say they will definitely or probably get vaccinated.

What are the reasons driving vaccine hesitancy?

Concerned about the cost	Insufficient Data
Don't like vaccines	Insufficient Data
Don't know if vaccine will work	Insufficient Data

Will respondents vaccinate their **oldest** child under age 18, when eligible?*

N/A

of respondents in Davao Region say that they plan to vaccinate their oldest child under age 18 when eligible.



What are the most trusted sources of information in Davao Region?

Scientists and health experts	71%
CDC/WHO	70%
Local health workers	63%

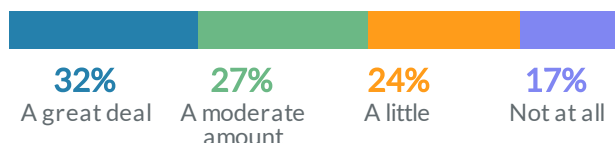
What COVID-19 related topics do people want more information about?

Employment or other economic and Financial issues	50%
Variants of COVID-19	42%
Treatment of COVID-19	42%

What are the structural barriers to vaccination among the unvaccinated?

Limited internet or phone access	Insufficient Data
Appointment times did not work	Insufficient Data
Need childcare	Insufficient Data

How worried are you about getting COVID?



*Question asked of respondents was changed between December and January

In April 2022,

510

People in **Eastern Visayas** responded to the survey

The weighted percentages presented in this PDF are based on one month of responses to the COVID-19 Trends and Impact Survey. On the live dashboard, data are presented in 2-week data collection periods so they will not be directly comparable. For more information on methodology and FAQs visit covidbehaviors.org.

What percent of unvaccinated respondents plan to get vaccinated?

Definitely or probably
will get vaccinated



In Eastern Visayas, **N/A** of unvaccinated respondents say they will definitely or probably get vaccinated.

What are the reasons driving vaccine hesitancy?

Concerned about the cost	Insufficient Data
Don't like vaccines	Insufficient Data
Don't know if vaccine will work	Insufficient Data

Will respondents vaccinate their **oldest** child under age 18, when eligible?*

N/A

of respondents in Eastern Visayas say that they plan to vaccinate their oldest child under age 18 when eligible.



What are the most trusted sources of information in Eastern Visayas?

CDC/WHO	65%
Scientists and health experts	64%
Local health workers	57%

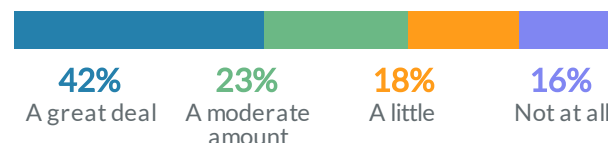
What COVID-19 related topics do people want more information about?

Employment or other economic and Financial issues	45%
Treatment of COVID-19	42%
How to maintain my mental health	42%

What are the structural barriers to vaccination among the unvaccinated?

Limited internet or phone access	Insufficient Data
Appointment times did not work	Insufficient Data
Need childcare	Insufficient Data

How worried are you about getting COVID?



*Question asked of respondents was changed between December and January

In April 2022,

624

People in **Ilocos Region**
responded to the survey

The weighted percentages presented in this PDF are based on one month of responses to the COVID-19 Trends and Impact Survey. On the live dashboard, data are presented in 2-week data collection periods so they will not be directly comparable. For more information on methodology and FAQs visit covidbehaviors.org.

What percent of unvaccinated respondents plan to get vaccinated?

Definitely or probably
will get vaccinated



In Ilocos Region, **N/A** of unvaccinated respondents say they will definitely or probably get vaccinated.

What are the reasons driving vaccine hesitancy?

Concerned about the cost	Insufficient Data
Don't like vaccines	Insufficient Data
Don't know if vaccine will work	Insufficient Data

Will respondents vaccinate their **oldest** child under age 18, when eligible?*

N/A

of respondents in Ilocos Region say that they plan to vaccinate their oldest child under age 18 when eligible.



What are the most trusted sources of information in Ilocos Region?

Scientists and health experts	73%
CDC/WHO	71%
Local health workers	57%

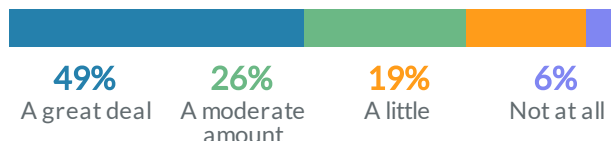
What COVID-19 related topics do people want more information about?

Treatment of COVID-19	50%
Variants of COVID-19	48%
How to maintain my mental health	47%

What are the structural barriers to vaccination among the unvaccinated?

Limited internet or phone access	Insufficient Data
Appointment times did not work	Insufficient Data
Need childcare	Insufficient Data

How worried are you about getting COVID?



*Question asked of respondents was changed between December and January

In April 2022,

323

People in **Mimaropa**
responded to the survey

The weighted percentages presented in this PDF are based on one month of responses to the COVID-19 Trends and Impact Survey. On the live dashboard, data are presented in 2-week data collection periods so they will not be directly comparable. For more information on methodology and FAQs visit covidbehaviors.org.

What percent of unvaccinated respondents plan to get vaccinated?

Definitely or probably
will get vaccinated



In Mimaropa, **N/A** of unvaccinated respondents say they will definitely or probably get vaccinated.

What are the reasons driving vaccine hesitancy?

Concerned about the cost	Insufficient Data
Don't like vaccines	Insufficient Data
Don't know if vaccine will work	Insufficient Data

Will respondents vaccinate their **oldest** child under age 18, when eligible?*

N/A

of respondents in Mimaropa say that they plan to vaccinate their oldest child under age 18 when eligible.



What are the most trusted sources of information in Mimaropa?

Scientists and health experts	68%
CDC/WHO	64%
Local health workers	55%

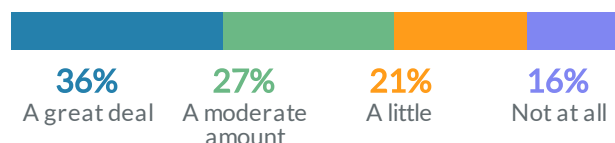
What COVID-19 related topics do people want more information about?

Employment or other economic and Financial issues	45%
How to maintain my mental health	41%
Treatment of COVID-19	39%

What are the structural barriers to vaccination among the unvaccinated?

Limited internet or phone access	Insufficient Data
Appointment times did not work	Insufficient Data
Need childcare	Insufficient Data

How worried are you about getting COVID?



*Question asked of respondents was changed between December and January

In April 2022,

5,486

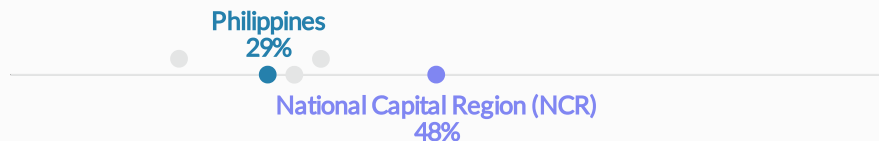
People in **National Capital Region (NCR)**

responded to the survey

The weighted percentages presented in this PDF are based on one month of responses to the COVID-19 Trends and Impact Survey. On the live dashboard, data are presented in 2-week data collection periods so they will not be directly comparable. For more information on methodology and FAQs visit covidbehaviors.org.

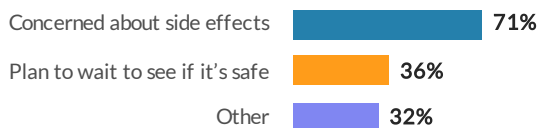
What percent of unvaccinated respondents plan to get vaccinated?

Definitely or probably
will get vaccinated



In National Capital Region (NCR), **48%** of unvaccinated respondents say they will definitely or probably get vaccinated.

What are the reasons driving vaccine hesitancy?



Will respondents vaccinate their oldest child under age 18, when eligible?*

71%

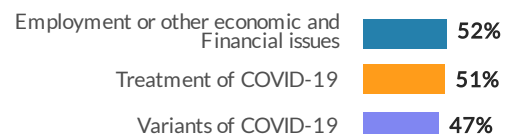
of respondents in National Capital Region (NCR) say that they plan to vaccinate their oldest child under age 18 when eligible.



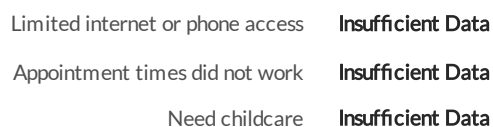
What are the most trusted sources of information in National Capital Region (NCR)?



What COVID-19 related topics do people want more information about?



What are the structural barriers to vaccination among the unvaccinated?



Are health workers in National Capital Region (NCR) vaccinated?

98%

of surveyed
health workers
are vaccinated

Insufficient sample size
to display breakdown of these data.

*Question asked of respondents was changed between December and January

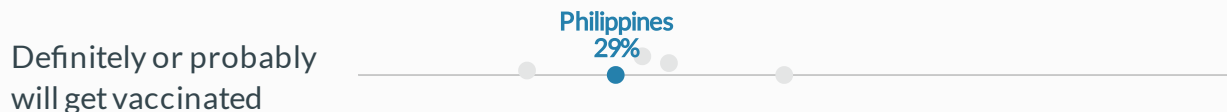
In April 2022,

1,036

People in **Northern Mindanao** responded to the survey

The weighted percentages presented in this PDF are based on one month of responses to the COVID-19 Trends and Impact Survey. On the live dashboard, data are presented in 2-week data collection periods so they will not be directly comparable. For more information on methodology and FAQs visit covidbehaviors.org.

What percent of unvaccinated respondents plan to get vaccinated?



In Northern Mindanao, **N/A** of unvaccinated respondents say they will definitely or probably get vaccinated.

What are the reasons driving vaccine hesitancy?

Concerned about the cost	Insufficient Data
Don't like vaccines	Insufficient Data
Don't know if vaccine will work	Insufficient Data

Will respondents vaccinate their **oldest** child under age 18, when eligible?*

N/A

of respondents in Northern Mindanao say that they plan to vaccinate their oldest child under age 18 when eligible.



What are the most trusted sources of information in Northern Mindanao?

Scientists and health experts	68%
CDC/WHO	67%
Local health workers	60%

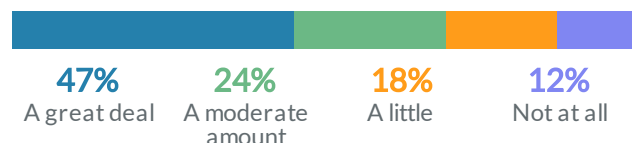
What COVID-19 related topics do people want more information about?

Employment or other economic and Financial issues	52%
How to maintain my mental health	45%
Variants of COVID-19	40%

What are the structural barriers to vaccination among the unvaccinated?

Limited internet or phone access	Insufficient Data
Appointment times did not work	Insufficient Data
Need childcare	Insufficient Data

How worried are you about getting COVID?



*Question asked of respondents was changed between December and January

In April 2022,

449

People in **Soccsksargen** responded to the survey

The weighted percentages presented in this PDF are based on one month of responses to the COVID-19 Trends and Impact Survey. On the live dashboard, data are presented in 2-week data collection periods so they will not be directly comparable. For more information on methodology and FAQs visit covidbehaviors.org.

What percent of unvaccinated respondents plan to get vaccinated?

Definitely or probably
will get vaccinated



In Soccsksargen, **N/A** of unvaccinated respondents say they will definitely or probably get vaccinated.

What are the reasons driving vaccine hesitancy?

Concerned about the cost	Insufficient Data
Don't like vaccines	Insufficient Data
Don't know if vaccine will work	Insufficient Data

Will respondents vaccinate their **oldest** child under age 18, when eligible?*

N/A

of respondents in Soccsksargen say that they plan to vaccinate their oldest child under age 18 when eligible.



What are the most trusted sources of information in Soccsksargen?

Scientists and health experts	60%
CDC/WHO	59%
Local health workers	55%

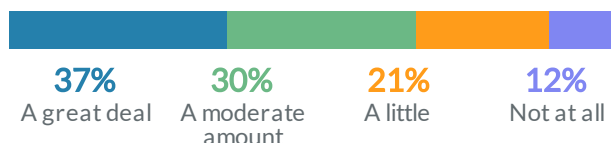
What COVID-19 related topics do people want more information about?

Employment or other economic and Financial issues	44%
Treatment of COVID-19	38%
The economic impact of COVID-19 to me personally	38%

What are the structural barriers to vaccination among the unvaccinated?

Limited internet or phone access	Insufficient Data
Appointment times did not work	Insufficient Data
Need childcare	Insufficient Data

How worried are you about getting COVID?



*Question asked of respondents was changed between December and January

In April 2022,


1,227

People in **Western Visayas** responded to the survey

The weighted percentages presented in this PDF are based on one month of responses to the COVID-19 Trends and Impact Survey. On the live dashboard, data are presented in 2-week data collection periods so they will not be directly comparable. For more information on methodology and FAQs visit covidbehaviors.org.

What percent of unvaccinated respondents plan to get vaccinated?

Definitely or probably will get vaccinated



In Western Visayas, **N/A** of unvaccinated respondents say they will definitely or probably get vaccinated.

What are the reasons driving vaccine hesitancy?

Concerned about the cost	Insufficient Data
Don't like vaccines	Insufficient Data
Don't know if vaccine will work	Insufficient Data

Will respondents vaccinate their **oldest** child under age 18, when eligible?*

N/A

of respondents in Western Visayas say that they plan to vaccinate their oldest child under age 18 when eligible.



What are the most trusted sources of information in Western Visayas?

Scientists and health experts	68%
CDC/WHO	67%
Local health workers	61%

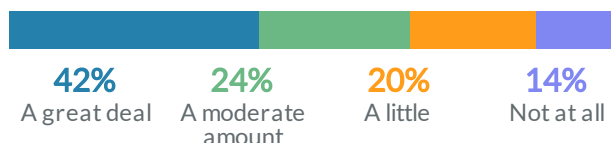
What COVID-19 related topics do people want more information about?

Employment or other economic and Financial issues	50%
How to maintain my mental health	48%
Treatment of COVID-19	43%

What are the structural barriers to vaccination among the unvaccinated?

Limited internet or phone access	Insufficient Data
Appointment times did not work	Insufficient Data
Need childcare	Insufficient Data

How worried are you about getting COVID?



*Question asked of respondents was changed between December and January

In April 2022,

485

People in **Zamboanga Peninsula** responded to the survey

The weighted percentages presented in this PDF are based on one month of responses to the COVID-19 Trends and Impact Survey. On the live dashboard, data are presented in 2-week data collection periods so they will not be directly comparable. For more information on methodology and FAQs visit covidbehaviors.org.

What percent of unvaccinated respondents plan to get vaccinated?

Definitely or probably
will get vaccinated



In Zamboanga Peninsula, **N/A** of unvaccinated respondents say they will definitely or probably get vaccinated.

What are the reasons driving vaccine hesitancy?

Concerned about the cost	Insufficient Data
Don't like vaccines	Insufficient Data
Don't know if vaccine will work	Insufficient Data

Will respondents vaccinate their **oldest** child under age 18, when eligible?*

N/A

of respondents in Zamboanga Peninsula say that they plan to vaccinate their oldest child under age 18 when eligible.



What are the most trusted sources of information in Zamboanga Peninsula?

Scientists and health experts	63%
Local health workers	62%
CDC/WHO	60%

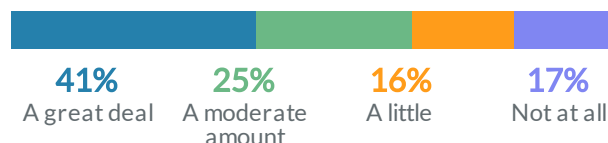
What COVID-19 related topics do people want more information about?

Employment or other economic and Financial issues	46%
How to maintain my mental health	45%
The economic impact of COVID-19 to me personally	38%

What are the structural barriers to vaccination among the unvaccinated?

Limited internet or phone access	Insufficient Data
Appointment times did not work	Insufficient Data
Need childcare	Insufficient Data

How worried are you about getting COVID?



*Question asked of respondents was changed between December and January