

In March 2022,  
**26,177**  
People in **Indonesia**  
responded to the survey

The weighted percentages presented in this PDF are based on one month of responses to the COVID-19 Trends and Impact Survey. On the live dashboard, data are presented in 2-week data collection periods so they will not be directly comparable. For more information on methodology and FAQs visit [covidbehaviors.org](https://covidbehaviors.org).

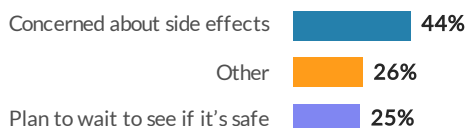
## What percent of unvaccinated respondents plan to get vaccinated?

Definitely or probably  
will get vaccinated



In Indonesia, **49%** of unvaccinated respondents say they will definitely or probably get vaccinated.


## What are the reasons driving vaccine hesitancy?



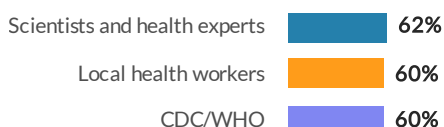
## Will respondents vaccinate their **oldest** child under age 18, when eligible?\*

**80%**

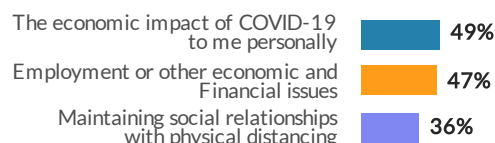
of respondents in Indonesia say that they plan to vaccinate their oldest child under age 18 when eligible.



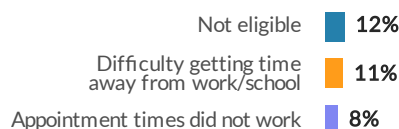
## What are the most trusted sources of information in Indonesia?



## What COVID-19 related topics do people want more information about?



## What are the structural barriers to vaccination among the unvaccinated?



## Are health workers in Indonesia vaccinated?

**96%**

of surveyed health workers are vaccinated

Insufficient sample size to display breakdown of these data.

\*Question asked of respondents was changed between December and January

In March 2022,  
**346**  
People in **Aceh**  
responded to the survey

The weighted percentages presented in this PDF are based on one month of responses to the COVID-19 Trends and Impact Survey. On the live dashboard, data are presented in 2-week data collection periods so they will not be directly comparable. For more information on methodology and FAQs visit [covidbehaviors.org](https://covidbehaviors.org).

## What percent of unvaccinated respondents plan to get vaccinated?

Definitely or probably  
will get vaccinated

Indonesia  
49%

In Aceh, **N/A** of unvaccinated respondents say they will definitely or probably get vaccinated.


## What are the reasons driving vaccine hesitancy?

Concerned about the cost	Insufficient Data
Don't like vaccines	Insufficient Data
Don't know if vaccine will work	Insufficient Data

## Will respondents vaccinate their **oldest** child under age 18, when eligible?\*

**N/A**

of respondents in Aceh  
say that they plan to  
vaccinate their oldest child  
under age 18 when eligible.



## What are the most trusted sources of information in Aceh?

Scientists and health experts	44%
Local health workers	40%
CDC/WHO	Insufficient Data

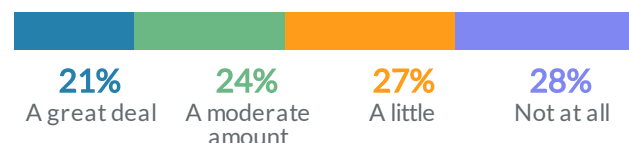
## What COVID-19 related topics do people want more information about?

The economic impact of COVID-19 to me personally	52%
Employment or other economic and Financial issues	47%
Maintaining social relationships with physical distancing	35%

## What are the structural barriers to vaccination among the unvaccinated?

Limited internet or phone access	Insufficient Data
Appointment times did not work	Insufficient Data
Need childcare	Insufficient Data

## How worried are you about getting COVID?



\*Question asked of respondents was changed between December and January

In March 2022,  
**806**  
People in **Bali**  
responded to the survey

The weighted percentages presented in this PDF are based on one month of responses to the COVID-19 Trends and Impact Survey. On the live dashboard, data are presented in 2-week data collection periods so they will not be directly comparable. For more information on methodology and FAQs visit [covidbehaviors.org](https://covidbehaviors.org).

## What percent of unvaccinated respondents plan to get vaccinated?

Definitely or probably  
will get vaccinated

Indonesia  
49%

In Bali, **N/A** of unvaccinated respondents say they will definitely or probably get vaccinated.

## What are the reasons driving vaccine hesitancy?

Concerned about the cost	Insufficient Data
Don't like vaccines	Insufficient Data
Don't know if vaccine will work	Insufficient Data

## Will respondents vaccinate their **oldest** child under age 18, when eligible?\*

**N/A**

of respondents in Bali  
say that they plan to  
vaccinate their oldest child  
under age 18 when eligible.



## What are the most trusted sources of information in Bali?

Local health workers	64%
Scientists and health experts	62%
CDC/WHO	60%

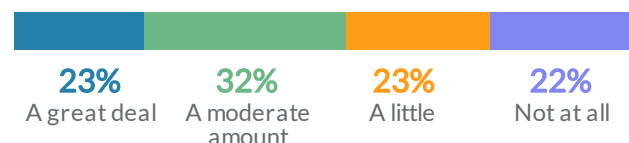
## What COVID-19 related topics do people want more information about?

Employment or other economic and Financial issues	44%
The economic impact of COVID-19 to me personally	42%
How to maintain my mental health	32%

## What are the structural barriers to vaccination among the unvaccinated?

Limited internet or phone access	Insufficient Data
Appointment times did not work	Insufficient Data
Need childcare	Insufficient Data

## How worried are you about getting COVID?



\*Question asked of respondents was changed between December and January

In March 2022,

**168**

People in **Bangka Belitung** responded to the survey

The weighted percentages presented in this PDF are based on one month of responses to the COVID-19 Trends and Impact Survey. On the live dashboard, data are presented in 2-week data collection periods so they will not be directly comparable. For more information on methodology and FAQs visit [covidbehaviors.org](https://covidbehaviors.org).

## What percent of unvaccinated respondents plan to get vaccinated?

Definitely or probably  
will get vaccinated

Indonesia  
49%

In Bangka Belitung, **N/A** of unvaccinated respondents say they will definitely or probably get vaccinated.

### What are the reasons driving vaccine hesitancy?

Concerned about the cost	Insufficient Data
Don't like vaccines	Insufficient Data
Don't know if vaccine will work	Insufficient Data

### Will respondents vaccinate their **oldest** child under age 18, when eligible?\*

**N/A**

of respondents in Bangka Belitung say that they plan to vaccinate their oldest child under age 18 when eligible.



### What are the most trusted sources of information in Bangka Belitung?

CDC/WHO	Insufficient Data
Friends and Family	Insufficient Data
Government health authorities	Insufficient Data

### What COVID-19 related topics do people want more information about?

How to support my children's education	Insufficient Data
The economic impact of COVID-19 to me personally	Insufficient Data
Employment or other economic and Financial issues	Insufficient Data

### What are the structural barriers to vaccination among the unvaccinated?

Limited internet or phone access	Insufficient Data
Appointment times did not work	Insufficient Data
Need childcare	Insufficient Data

### How worried are you about getting COVID?

Insufficient sample size  
to display breakdown of these data.

\*Question asked of respondents was changed between December and January



In March 2022,  
**1,129**  
People in **Banten**  
responded to the survey

The weighted percentages presented in this PDF are based on one month of responses to the COVID-19 Trends and Impact Survey. On the live dashboard, data are presented in 2-week data collection periods so they will not be directly comparable. For more information on methodology and FAQs visit [covidbehaviors.org](https://covidbehaviors.org).

## What percent of unvaccinated respondents plan to get vaccinated?

Definitely or probably  
will get vaccinated

Indonesia  
49%

In Banten, **N/A** of unvaccinated respondents say they will definitely or probably get vaccinated.

## What are the reasons driving vaccine hesitancy?

Concerned about the cost	Insufficient Data
Don't like vaccines	Insufficient Data
Don't know if vaccine will work	Insufficient Data

## Will respondents vaccinate their **oldest** child under age 18, when eligible?\*

**N/A**

of respondents in Banten  
say that they plan to  
vaccinate their oldest child  
under age 18 when eligible.



## What are the most trusted sources of information in Banten?

Scientists and health experts	63%
CDC/WHO	62%
Local health workers	60%

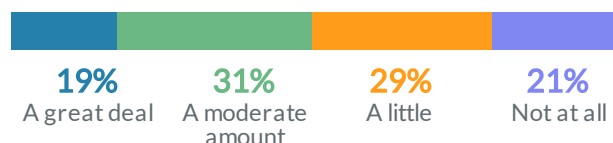
## What COVID-19 related topics do people want more information about?

The economic impact of COVID-19 to me personally	54%
Employment or other economic and Financial issues	50%
Variants of COVID-19	37%

## What are the structural barriers to vaccination among the unvaccinated?

Limited internet or phone access	Insufficient Data
Appointment times did not work	Insufficient Data
Need childcare	Insufficient Data

## How worried are you about getting COVID?



\*Question asked of respondents was changed between December and January

In March 2022,  
**202**  
People in **Bengkulu**  
responded to the survey

The weighted percentages presented in this PDF are based on one month of responses to the COVID-19 Trends and Impact Survey. On the live dashboard, data are presented in 2-week data collection periods so they will not be directly comparable. For more information on methodology and FAQs visit [covidbehaviors.org](https://covidbehaviors.org).

## What percent of unvaccinated respondents plan to get vaccinated?

Definitely or probably  
will get vaccinated

Indonesia  
49%

In Bengkulu, **N/A** of unvaccinated respondents say they will definitely or probably get vaccinated.

### What are the reasons driving vaccine hesitancy?

Concerned about the cost	Insufficient Data
Don't like vaccines	Insufficient Data
Don't know if vaccine will work	Insufficient Data

### Will respondents vaccinate their **oldest** child under age 18, when eligible?\*

**N/A**

of respondents in Bengkulu say that they plan to vaccinate their oldest child under age 18 when eligible.



### What are the most trusted sources of information in Bengkulu?

CDC/WHO	Insufficient Data
Friends and Family	Insufficient Data
Government health authorities	Insufficient Data

### What COVID-19 related topics do people want more information about?

How to maintain my mental health	Insufficient Data
How to support my children's education	Insufficient Data
The economic impact of COVID-19 to me personally	Insufficient Data

### What are the structural barriers to vaccination among the unvaccinated?

Limited internet or phone access	Insufficient Data
Appointment times did not work	Insufficient Data
Need childcare	Insufficient Data

### How worried are you about getting COVID?

Insufficient sample size  
to display breakdown of these data.

\*Question asked of respondents was changed between December and January

In March 2022,

**121**

People in **Gorontalo** responded to the survey

The weighted percentages presented in this PDF are based on one month of responses to the COVID-19 Trends and Impact Survey. On the live dashboard, data are presented in 2-week data collection periods so they will not be directly comparable. For more information on methodology and FAQs visit [covidbehaviors.org](https://covidbehaviors.org).

## What percent of unvaccinated respondents plan to get vaccinated?

Definitely or probably  
will get vaccinated

Indonesia  
49%

In Gorontalo, **N/A** of unvaccinated respondents say they will definitely or probably get vaccinated.


### What are the reasons driving vaccine hesitancy?

Concerned about the cost	Insufficient Data
Don't like vaccines	Insufficient Data
Don't know if vaccine will work	Insufficient Data

### Will respondents vaccinate their **oldest** child under age 18, when eligible?\*

**N/A**

of respondents in Gorontalo say that they plan to vaccinate their oldest child under age 18 when eligible.



### What are the most trusted sources of information in Gorontalo?

CDC/WHO	Insufficient Data
Friends and Family	Insufficient Data
Government health authorities	Insufficient Data

### What COVID-19 related topics do people want more information about?

How to support my children's education	Insufficient Data
The economic impact of COVID-19 to me personally	Insufficient Data
Employment or other economic and Financial issues	Insufficient Data

### What are the structural barriers to vaccination among the unvaccinated?

Limited internet or phone access	Insufficient Data
Appointment times did not work	Insufficient Data
Need childcare	Insufficient Data

### How worried are you about getting COVID?

Insufficient sample size  
to display breakdown of these data.

\*Question asked of respondents was changed between December and January

In March 2022,

**2,506**

People in **Jakarta Raya**  
responded to the survey

The weighted percentages presented in this PDF are based on one month of responses to the COVID-19 Trends and Impact Survey. On the live dashboard, data are presented in 2-week data collection periods so they will not be directly comparable. For more information on methodology and FAQs visit [covidbehaviors.org](https://covidbehaviors.org).

## What percent of unvaccinated respondents plan to get vaccinated?

Definitely or probably  
will get vaccinated



In Jakarta Raya, **60%** of unvaccinated respondents say they will definitely or probably get vaccinated.


## What are the reasons driving vaccine hesitancy?

Concerned about the cost	Insufficient Data
Don't like vaccines	Insufficient Data
Don't know if vaccine will work	Insufficient Data

## Will respondents vaccinate their **oldest** child under age 18, when eligible?\*

**84%**

of respondents in Jakarta Raya say that they plan to vaccinate their oldest child under age 18 when eligible.



## What are the most trusted sources of information in Jakarta Raya?

Scientists and health experts	58%
CDC/WHO	57%
Local health workers	54%

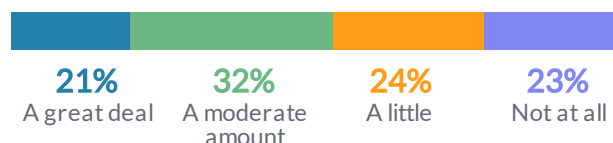
## What COVID-19 related topics do people want more information about?

The economic impact of COVID-19 to me personally	46%
Employment or other economic and Financial issues	43%
How to maintain my mental health	33%

## What are the structural barriers to vaccination among the unvaccinated?

Limited internet or phone access	Insufficient Data
Appointment times did not work	Insufficient Data
Need childcare	Insufficient Data

## How worried are you about getting COVID?



\*Question asked of respondents was changed between December and January

In March 2022,  
**338**  
People in **Jambi**  
responded to the survey

The weighted percentages presented in this PDF are based on one month of responses to the COVID-19 Trends and Impact Survey. On the live dashboard, data are presented in 2-week data collection periods so they will not be directly comparable. For more information on methodology and FAQs visit [covidbehaviors.org](https://covidbehaviors.org).

## What percent of unvaccinated respondents plan to get vaccinated?

Definitely or probably  
will get vaccinated

Indonesia  
49%

In Jambi, **N/A** of unvaccinated respondents say they will definitely or probably get vaccinated.


## What are the reasons driving vaccine hesitancy?

Concerned about the cost	Insufficient Data
Don't like vaccines	Insufficient Data
Don't know if vaccine will work	Insufficient Data

## Will respondents vaccinate their **oldest** child under age 18, when eligible?\*

**N/A**

of respondents in Jambi  
say that they plan to  
vaccinate their oldest child  
under age 18 when eligible.



## What are the most trusted sources of information in Jambi?

Local health workers	52%
CDC/WHO	Insufficient Data
Friends and Family	Insufficient Data

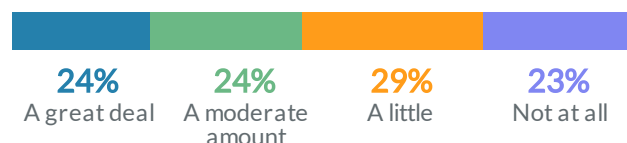
## What COVID-19 related topics do people want more information about?

Maintaining social relationships with physical distancing	39%
The economic impact of COVID-19 to me personally	37%
Employment or other economic and Financial issues	33%

## What are the structural barriers to vaccination among the unvaccinated?

Limited internet or phone access	Insufficient Data
Appointment times did not work	Insufficient Data
Need childcare	Insufficient Data

## How worried are you about getting COVID?



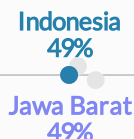
\*Question asked of respondents was changed between December and January

In March 2022,  
**3,991**  
People in Jawa Barat  
responded to the survey

The weighted percentages presented in this PDF are based on one month of responses to the COVID-19 Trends and Impact Survey. On the live dashboard, data are presented in 2-week data collection periods so they will not be directly comparable. For more information on methodology and FAQs visit [covidbehaviors.org](https://covidbehaviors.org).

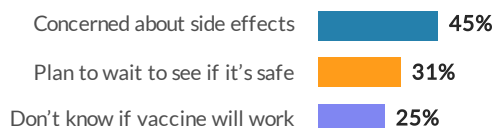
## What percent of unvaccinated respondents plan to get vaccinated?

Definitely or probably  
will get vaccinated



In Jawa Barat, **49%** of unvaccinated respondents say they will definitely or probably get vaccinated.


## What are the reasons driving vaccine hesitancy?



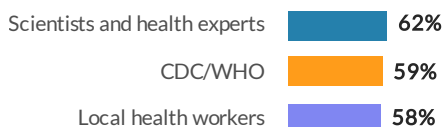
## Will respondents vaccinate their oldest child under age 18, when eligible?\*

**80%**

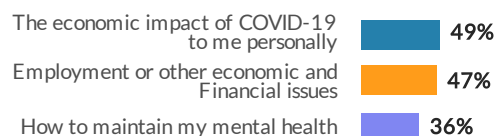
of respondents in Jawa Barat  
say that they plan to  
vaccinate their oldest child  
under age 18 when eligible.



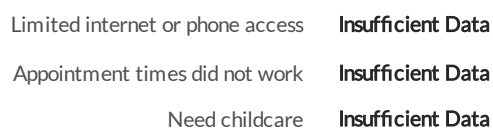
## What are the most trusted sources of information in Jawa Barat?



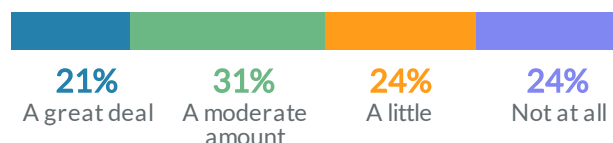
## What COVID-19 related topics do people want more information about?



## What are the structural barriers to vaccination among the unvaccinated?



## How worried are you about getting COVID?



\*Question asked of respondents was changed between December and January



In March 2022,

**3,040**

People in Jawa Tengah responded to the survey

The weighted percentages presented in this PDF are based on one month of responses to the COVID-19 Trends and Impact Survey. On the live dashboard, data are presented in 2-week data collection periods so they will not be directly comparable. For more information on methodology and FAQs visit [covidbehaviors.org](https://covidbehaviors.org).

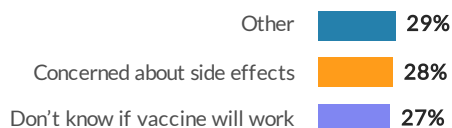
## What percent of unvaccinated respondents plan to get vaccinated?

Definitely or probably  
will get vaccinated



In Jawa Tengah, **52%** of unvaccinated respondents say they will definitely or probably get vaccinated.


## What are the reasons driving vaccine hesitancy?



## Will respondents vaccinate their oldest child under age 18, when eligible?\*

**84%**

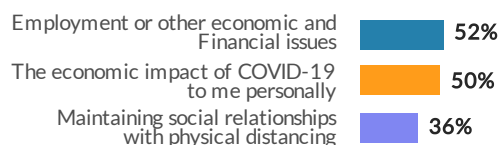
of respondents in Jawa Tengah say that they plan to vaccinate their oldest child under age 18 when eligible.



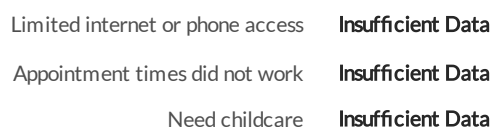
## What are the most trusted sources of information in Jawa Tengah?



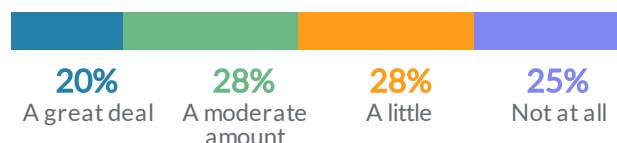
## What COVID-19 related topics do people want more information about?



## What are the structural barriers to vaccination among the unvaccinated?



## How worried are you about getting COVID?



\*Question asked of respondents was changed between December and January

In March 2022,  
**2,754**  
People in Jawa Timur  
responded to the survey

The weighted percentages presented in this PDF are based on one month of responses to the COVID-19 Trends and Impact Survey. On the live dashboard, data are presented in 2-week data collection periods so they will not be directly comparable. For more information on methodology and FAQs visit [covidbehaviors.org](https://covidbehaviors.org).

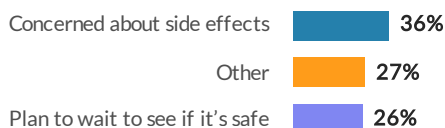
## What percent of unvaccinated respondents plan to get vaccinated?

Definitely or probably  
will get vaccinated



In Jawa Timur, **50%** of unvaccinated respondents say they will definitely or probably get vaccinated.

## What are the reasons driving vaccine hesitancy?



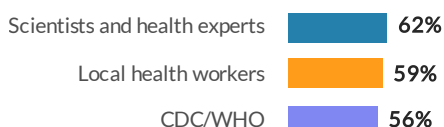
## Will respondents vaccinate their oldest child under age 18, when eligible?\*

**81%**

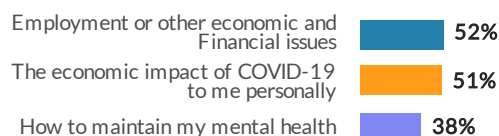
of respondents in Jawa Timur  
say that they plan to  
vaccinate their oldest child  
under age 18 when eligible.



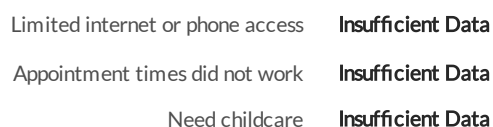
## What are the most trusted sources of information in Jawa Timur?



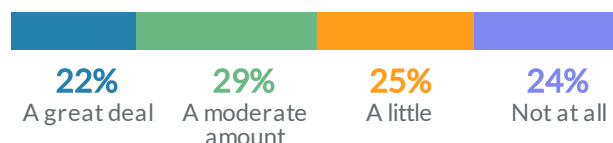
## What COVID-19 related topics do people want more information about?



## What are the structural barriers to vaccination among the unvaccinated?



## How worried are you about getting COVID?



\*Question asked of respondents was changed between December and January

In March 2022,

**550**

People in **Kalimantan Barat** responded to the survey

The weighted percentages presented in this PDF are based on one month of responses to the COVID-19 Trends and Impact Survey. On the live dashboard, data are presented in 2-week data collection periods so they will not be directly comparable. For more information on methodology and FAQs visit [covidbehaviors.org](https://covidbehaviors.org).

## What percent of unvaccinated respondents plan to get vaccinated?

Definitely or probably  
will get vaccinated

Indonesia  
49%

In Kalimantan Barat, **N/A** of unvaccinated respondents say they will definitely or probably get vaccinated.

## What are the reasons driving vaccine hesitancy?

Concerned about the cost	Insufficient Data
Don't like vaccines	Insufficient Data
Don't know if vaccine will work	Insufficient Data

## Will respondents vaccinate their **oldest** child under age 18, when eligible?\*

**N/A**

of respondents in Kalimantan Barat say that they plan to vaccinate their oldest child under age 18 when eligible.



## What are the most trusted sources of information in Kalimantan Barat?

Scientists and health experts	68%
CDC/WHO	67%
Local health workers	63%

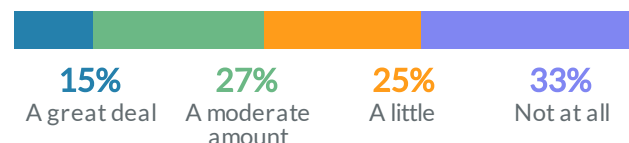
## What COVID-19 related topics do people want more information about?

The economic impact of COVID-19 to me personally	47%
Employment or other economic and Financial issues	43%
Maintaining social relationships with physical distancing	38%

## What are the structural barriers to vaccination among the unvaccinated?

Limited internet or phone access	Insufficient Data
Appointment times did not work	Insufficient Data
Need childcare	Insufficient Data

## How worried are you about getting COVID?



\*Question asked of respondents was changed between December and January

In March 2022,

**502**

People in **Kalimantan Selatan** responded to the survey

The weighted percentages presented in this PDF are based on one month of responses to the COVID-19 Trends and Impact Survey. On the live dashboard, data are presented in 2-week data collection periods so they will not be directly comparable. For more information on methodology and FAQs visit [covidbehaviors.org](https://covidbehaviors.org).

## What percent of unvaccinated respondents plan to get vaccinated?

Definitely or probably  
will get vaccinated

Indonesia  
49%

In Kalimantan Selatan, **N/A** of unvaccinated respondents say they will definitely or probably get vaccinated.

## What are the reasons driving vaccine hesitancy?

Concerned about the cost	Insufficient Data
Don't like vaccines	Insufficient Data
Don't know if vaccine will work	Insufficient Data

## Will respondents vaccinate their **oldest** child under age 18, when eligible?\*

**N/A**

of respondents in Kalimantan Selatan say that they plan to vaccinate their oldest child under age 18 when eligible.



## What are the most trusted sources of information in Kalimantan Selatan?

Scientists and health experts	68%
CDC/WHO	65%
Government health authorities	62%

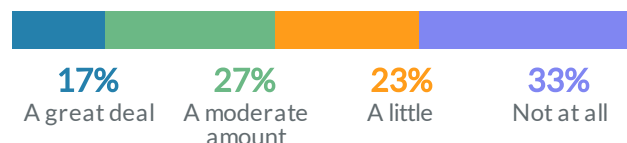
## What COVID-19 related topics do people want more information about?

The economic impact of COVID-19 to me personally	51%
Employment or other economic and financial issues	39%
Maintaining social relationships with physical distancing	38%

## What are the structural barriers to vaccination among the unvaccinated?

Limited internet or phone access	Insufficient Data
Appointment times did not work	Insufficient Data
Need childcare	Insufficient Data

## How worried are you about getting COVID?



\*Question asked of respondents was changed between December and January

In March 2022,

**423**

People in **Kalimantan Tengah** responded to the survey

The weighted percentages presented in this PDF are based on one month of responses to the COVID-19 Trends and Impact Survey. On the live dashboard, data are presented in 2-week data collection periods so they will not be directly comparable. For more information on methodology and FAQs visit [covidbehaviors.org](https://covidbehaviors.org).

## What percent of unvaccinated respondents plan to get vaccinated?

Definitely or probably  
will get vaccinated

Indonesia  
49%

In Kalimantan Tengah, **N/A** of unvaccinated respondents say they will definitely or probably get vaccinated.

## What are the reasons driving vaccine hesitancy?

Concerned about the cost	Insufficient Data
Don't like vaccines	Insufficient Data
Don't know if vaccine will work	Insufficient Data

## Will respondents vaccinate their **oldest** child under age 18, when eligible?\*

**N/A**

of respondents in Kalimantan Tengah say that they plan to vaccinate their oldest child under age 18 when eligible.



## What are the most trusted sources of information in Kalimantan Tengah?

Local health workers	57%
Scientists and health experts	56%
CDC/WHO	53%

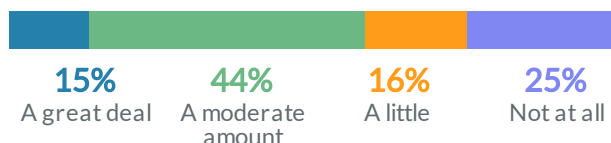
## What COVID-19 related topics do people want more information about?

How to maintain my mental health	36%
Employment or other economic and Financial issues	33%
How to support my children's education	31%

## What are the structural barriers to vaccination among the unvaccinated?

Limited internet or phone access	Insufficient Data
Appointment times did not work	Insufficient Data
Need childcare	Insufficient Data

## How worried are you about getting COVID?



\*Question asked of respondents was changed between December and January

In March 2022,

**717**

People in **Kalimantan Timur** responded to the survey

The weighted percentages presented in this PDF are based on one month of responses to the COVID-19 Trends and Impact Survey. On the live dashboard, data are presented in 2-week data collection periods so they will not be directly comparable. For more information on methodology and FAQs visit [covidbehaviors.org](https://covidbehaviors.org).

## What percent of unvaccinated respondents plan to get vaccinated?

Definitely or probably  
will get vaccinated

Indonesia  
49%

In Kalimantan Timur, **N/A** of unvaccinated respondents say they will definitely or probably get vaccinated.

## What are the reasons driving vaccine hesitancy?

Concerned about the cost	Insufficient Data
Don't like vaccines	Insufficient Data
Don't know if vaccine will work	Insufficient Data

## Will respondents vaccinate their **oldest** child under age 18, when eligible?\*

**N/A**

of respondents in Kalimantan Timur say that they plan to vaccinate their oldest child under age 18 when eligible.



## What are the most trusted sources of information in Kalimantan Timur?

CDC/WHO	64%
Scientists and health experts	62%
Local health workers	60%

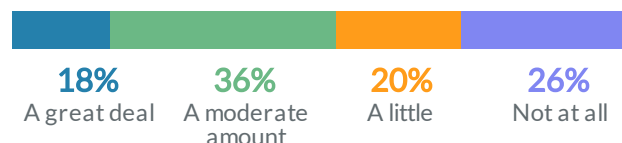
## What COVID-19 related topics do people want more information about?

The economic impact of COVID-19 to me personally	47%
Maintaining social relationships with physical distancing	42%
Employment or other economic and Financial issues	39%

## What are the structural barriers to vaccination among the unvaccinated?

Limited internet or phone access	Insufficient Data
Appointment times did not work	Insufficient Data
Need childcare	Insufficient Data

## How worried are you about getting COVID?



\*Question asked of respondents was changed between December and January



In March 2022,

**141**

People in **Kalimantan Utara** responded to the survey

The weighted percentages presented in this PDF are based on one month of responses to the COVID-19 Trends and Impact Survey. On the live dashboard, data are presented in 2-week data collection periods so they will not be directly comparable. For more information on methodology and FAQs visit [covidbehaviors.org](https://covidbehaviors.org).

## What percent of unvaccinated respondents plan to get vaccinated?

Definitely or probably  
will get vaccinated

Indonesia  
49%

In Kalimantan Utara, **N/A** of unvaccinated respondents say they will definitely or probably get vaccinated.

## What are the reasons driving vaccine hesitancy?

Concerned about the cost	Insufficient Data
Don't like vaccines	Insufficient Data
Don't know if vaccine will work	Insufficient Data

## Will respondents vaccinate their **oldest** child under age 18, when eligible?\*

**N/A**

of respondents in Kalimantan Utara say that they plan to vaccinate their oldest child under age 18 when eligible.



## What are the most trusted sources of information in Kalimantan Utara?

CDC/WHO	Insufficient Data
Friends and Family	Insufficient Data
Government health authorities	Insufficient Data

## What COVID-19 related topics do people want more information about?

How to support my children's education	Insufficient Data
The economic impact of COVID-19 to me personally	Insufficient Data
Employment or other economic and Financial issues	Insufficient Data

## What are the structural barriers to vaccination among the unvaccinated?

Limited internet or phone access	Insufficient Data
Appointment times did not work	Insufficient Data
Need childcare	Insufficient Data

## How worried are you about getting COVID?

Insufficient sample size  
to display breakdown of these data.

\*Question asked of respondents was changed between December and January

In March 2022,

**318**

People in **Kepulauan Riau** responded to the survey

The weighted percentages presented in this PDF are based on one month of responses to the COVID-19 Trends and Impact Survey. On the live dashboard, data are presented in 2-week data collection periods so they will not be directly comparable. For more information on methodology and FAQs visit [covidbehaviors.org](https://covidbehaviors.org).

## What percent of unvaccinated respondents plan to get vaccinated?

Definitely or probably  
will get vaccinated

Indonesia  
49%

In Kepulauan Riau, **N/A** of unvaccinated respondents say they will definitely or probably get vaccinated.

## What are the reasons driving vaccine hesitancy?

Concerned about the cost	Insufficient Data
Don't like vaccines	Insufficient Data
Don't know if vaccine will work	Insufficient Data

## Will respondents vaccinate their **oldest** child under age 18, when eligible?\*

**N/A**

of respondents in Kepulauan Riau say that they plan to vaccinate their oldest child under age 18 when eligible.



## What are the most trusted sources of information in Kepulauan Riau?

CDC/WHO	Insufficient Data
Friends and Family	Insufficient Data
Government health authorities	Insufficient Data

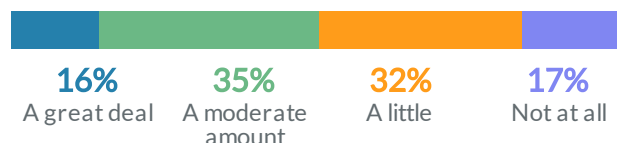
## What COVID-19 related topics do people want more information about?

The economic impact of COVID-19 to me personally	44%
Employment or other economic and financial issues	42%
Maintaining social relationships with physical distancing	34%

## What are the structural barriers to vaccination among the unvaccinated?

Limited internet or phone access	Insufficient Data
Appointment times did not work	Insufficient Data
Need childcare	Insufficient Data

## How worried are you about getting COVID?



\*Question asked of respondents was changed between December and January

In March 2022,  
**588**  
People in **Lampung**  
responded to the survey

The weighted percentages presented in this PDF are based on one month of responses to the COVID-19 Trends and Impact Survey. On the live dashboard, data are presented in 2-week data collection periods so they will not be directly comparable. For more information on methodology and FAQs visit [covidbehaviors.org](https://covidbehaviors.org).

## What percent of unvaccinated respondents plan to get vaccinated?

Definitely or probably  
will get vaccinated

Indonesia  
49%

In Lampung, **N/A** of unvaccinated respondents say they will definitely or probably get vaccinated.

## What are the reasons driving vaccine hesitancy?

Concerned about the cost	Insufficient Data
Don't like vaccines	Insufficient Data
Don't know if vaccine will work	Insufficient Data

## Will respondents vaccinate their **oldest** child under age 18, when eligible?\*

**N/A**

of respondents in Lampung say that they plan to vaccinate their oldest child under age 18 when eligible.



## What are the most trusted sources of information in Lampung?

Scientists and health experts	72%
Local health workers	67%
CDC/WHO	64%

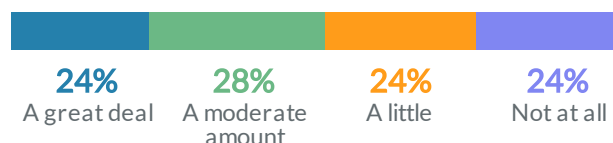
## What COVID-19 related topics do people want more information about?

Employment or other economic and Financial issues	55%
The economic impact of COVID-19 to me personally	50%
Maintaining social relationships with physical distancing	44%

## What are the structural barriers to vaccination among the unvaccinated?

Limited internet or phone access	Insufficient Data
Appointment times did not work	Insufficient Data
Need childcare	Insufficient Data

## How worried are you about getting COVID?



\*Question asked of respondents was changed between December and January

In March 2022,  
**161**  
People in **Maluku**  
responded to the survey

The weighted percentages presented in this PDF are based on one month of responses to the COVID-19 Trends and Impact Survey. On the live dashboard, data are presented in 2-week data collection periods so they will not be directly comparable. For more information on methodology and FAQs visit [covidbehaviors.org](https://covidbehaviors.org).

## What percent of unvaccinated respondents plan to get vaccinated?

Definitely or probably  
will get vaccinated

Indonesia  
49%



In Maluku, **N/A** of unvaccinated respondents say they will definitely or probably get vaccinated.

## What are the reasons driving vaccine hesitancy?

Concerned about the cost	Insufficient Data
Don't like vaccines	Insufficient Data
Don't know if vaccine will work	Insufficient Data

## Will respondents vaccinate their **oldest** child under age 18, when eligible?\*

**N/A**

of respondents in Maluku  
say that they plan to  
vaccinate their oldest child  
under age 18 when eligible.



## What are the most trusted sources of information in Maluku?

CDC/WHO	Insufficient Data
Friends and Family	Insufficient Data
Government health authorities	Insufficient Data

## What COVID-19 related topics do people want more information about?

How to support my children's education	Insufficient Data
The economic impact of COVID-19 to me personally	Insufficient Data
Employment or other economic and Financial issues	Insufficient Data

## What are the structural barriers to vaccination among the unvaccinated?

Limited internet or phone access	Insufficient Data
Appointment times did not work	Insufficient Data
Need childcare	Insufficient Data

## How worried are you about getting COVID?

Insufficient sample size  
to display breakdown of these data.

\*Question asked of respondents was changed between December and January

In March 2022,

**71**

People in **Maluku Utara** responded to the survey

The weighted percentages presented in this PDF are based on one month of responses to the COVID-19 Trends and Impact Survey. On the live dashboard, data are presented in 2-week data collection periods so they will not be directly comparable. For more information on methodology and FAQs visit [covidbehaviors.org](https://covidbehaviors.org).

## What percent of unvaccinated respondents plan to get vaccinated?

Definitely or probably  
will get vaccinated

Indonesia  
49%

In Maluku Utara, **N/A** of unvaccinated respondents say they will definitely or probably get vaccinated.

### What are the reasons driving vaccine hesitancy?

Concerned about the cost	Insufficient Data
Don't like vaccines	Insufficient Data
Don't know if vaccine will work	Insufficient Data

### Will respondents vaccinate their **oldest** child under age 18, when eligible?\*

**N/A**

of respondents in Maluku Utara say that they plan to vaccinate their oldest child under age 18 when eligible.



### What are the most trusted sources of information in Maluku Utara?

CDC/WHO	Insufficient Data
Friends and Family	Insufficient Data
Government health authorities	Insufficient Data

### What COVID-19 related topics do people want more information about?

How to support my children's education	Insufficient Data
The economic impact of COVID-19 to me personally	Insufficient Data
Employment or other economic and Financial issues	Insufficient Data

### What are the structural barriers to vaccination among the unvaccinated?

Limited internet or phone access	Insufficient Data
Appointment times did not work	Insufficient Data
Need childcare	Insufficient Data

### How worried are you about getting COVID?

Insufficient sample size  
to display breakdown of these data.

\*Question asked of respondents was changed between December and January

In March 2022,

**363**

People in **Nusa Tenggara Barat** responded to the survey

The weighted percentages presented in this PDF are based on one month of responses to the COVID-19 Trends and Impact Survey. On the live dashboard, data are presented in 2-week data collection periods so they will not be directly comparable. For more information on methodology and FAQs visit [covidbehaviors.org](https://covidbehaviors.org).

## What percent of unvaccinated respondents plan to get vaccinated?

Definitely or probably  
will get vaccinated

Indonesia  
49%

In Nusa Tenggara Barat, **N/A** of unvaccinated respondents say they will definitely or probably get vaccinated.

## What are the reasons driving vaccine hesitancy?

Concerned about the cost	Insufficient Data
Don't like vaccines	Insufficient Data
Don't know if vaccine will work	Insufficient Data

## Will respondents vaccinate their **oldest** child under age 18, when eligible?\*

**N/A**

of respondents in Nusa Tenggara Barat say that they plan to vaccinate their oldest child under age 18 when eligible.



## What are the most trusted sources of information in Nusa Tenggara Barat?

Scientists and health experts	65%
Local health workers	64%
CDC/WHO	63%

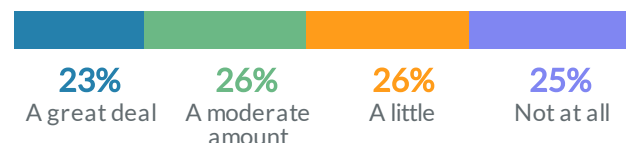
## What COVID-19 related topics do people want more information about?

The economic impact of COVID-19 to me personally	57%
Employment or other economic and financial issues	44%
Maintaining social relationships with physical distancing	42%

## What are the structural barriers to vaccination among the unvaccinated?

Limited internet or phone access	Insufficient Data
Appointment times did not work	Insufficient Data
Need childcare	Insufficient Data

## How worried are you about getting COVID?



\*Question asked of respondents was changed between December and January



In March 2022,

**689**

People in **Nusa Tenggara Timur** responded to the survey

The weighted percentages presented in this PDF are based on one month of responses to the COVID-19 Trends and Impact Survey. On the live dashboard, data are presented in 2-week data collection periods so they will not be directly comparable. For more information on methodology and FAQs visit [covidbehaviors.org](https://covidbehaviors.org).

## What percent of unvaccinated respondents plan to get vaccinated?

Definitely or probably  
will get vaccinated

Indonesia  
49%

In Nusa Tenggara Timur, **N/A** of unvaccinated respondents say they will definitely or probably get vaccinated.

## What are the reasons driving vaccine hesitancy?

Concerned about the cost	Insufficient Data
Don't like vaccines	Insufficient Data
Don't know if vaccine will work	Insufficient Data

## Will respondents vaccinate their **oldest** child under age 18, when eligible?\*

**N/A**

of respondents in Nusa Tenggara Timur say that they plan to vaccinate their oldest child under age 18 when eligible.



## What are the most trusted sources of information in Nusa Tenggara Timur?

CDC/WHO	79%
Scientists and health experts	78%
Local health workers	78%

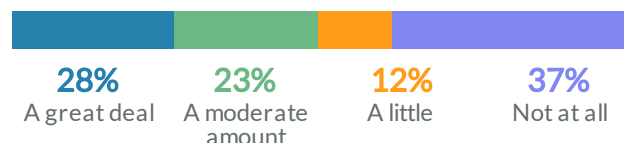
## What COVID-19 related topics do people want more information about?

Employment or other economic and Financial issues	56%
The economic impact of COVID-19 to me personally	54%
Maintaining social relationships with physical distancing	50%

## What are the structural barriers to vaccination among the unvaccinated?

Limited internet or phone access	Insufficient Data
Appointment times did not work	Insufficient Data
Need childcare	Insufficient Data

## How worried are you about getting COVID?



\*Question asked of respondents was changed between December and January

In March 2022,  
**273**  
People in **Papua**  
responded to the survey

The weighted percentages presented in this PDF are based on one month of responses to the COVID-19 Trends and Impact Survey. On the live dashboard, data are presented in 2-week data collection periods so they will not be directly comparable. For more information on methodology and FAQs visit [covidbehaviors.org](https://covidbehaviors.org).

## What percent of unvaccinated respondents plan to get vaccinated?

Definitely or probably  
will get vaccinated

Indonesia  
49%

In Papua, **N/A** of unvaccinated respondents say they will definitely or probably get vaccinated.

### What are the reasons driving vaccine hesitancy?

Concerned about the cost	Insufficient Data
Don't like vaccines	Insufficient Data
Don't know if vaccine will work	Insufficient Data

### Will respondents vaccinate their **oldest** child under age 18, when eligible?\*

**N/A**

of respondents in Papua  
say that they plan to  
vaccinate their oldest child  
under age 18 when eligible.



### What are the most trusted sources of information in Papua?

CDC/WHO	Insufficient Data
Friends and Family	Insufficient Data
Government health authorities	Insufficient Data

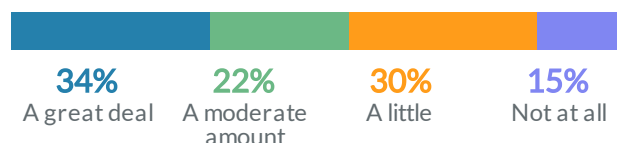
### What COVID-19 related topics do people want more information about?

How to support my children's education	Insufficient Data
The economic impact of COVID-19 to me personally	Insufficient Data
Employment or other economic and financial issues	Insufficient Data

### What are the structural barriers to vaccination among the unvaccinated?

Limited internet or phone access	Insufficient Data
Appointment times did not work	Insufficient Data
Need childcare	Insufficient Data

### How worried are you about getting COVID?



\*Question asked of respondents was changed between December and January

In March 2022,

**155**

People in **Papua Barat** responded to the survey

The weighted percentages presented in this PDF are based on one month of responses to the COVID-19 Trends and Impact Survey. On the live dashboard, data are presented in 2-week data collection periods so they will not be directly comparable. For more information on methodology and FAQs visit [covidbehaviors.org](https://covidbehaviors.org).

## What percent of unvaccinated respondents plan to get vaccinated?

Definitely or probably  
will get vaccinated

Indonesia  
49%

In Papua Barat, **N/A** of unvaccinated respondents say they will definitely or probably get vaccinated.

### What are the reasons driving vaccine hesitancy?

Concerned about the cost	Insufficient Data
Don't like vaccines	Insufficient Data
Don't know if vaccine will work	Insufficient Data

### Will respondents vaccinate their **oldest** child under age 18, when eligible?\*

**N/A**

of respondents in Papua Barat say that they plan to vaccinate their oldest child under age 18 when eligible.



### What are the most trusted sources of information in Papua Barat?

CDC/WHO	Insufficient Data
Friends and Family	Insufficient Data
Government health authorities	Insufficient Data

### What COVID-19 related topics do people want more information about?

How to support my children's education	Insufficient Data
The economic impact of COVID-19 to me personally	Insufficient Data
Employment or other economic and financial issues	Insufficient Data

### What are the structural barriers to vaccination among the unvaccinated?

Limited internet or phone access	Insufficient Data
Appointment times did not work	Insufficient Data
Need childcare	Insufficient Data

### How worried are you about getting COVID?

Insufficient sample size  
to display breakdown of these data.

\*Question asked of respondents was changed between December and January

In March 2022,

**633**

People in **Riau**  
responded to the survey

The weighted percentages presented in this PDF are based on one month of responses to the COVID-19 Trends and Impact Survey. On the live dashboard, data are presented in 2-week data collection periods so they will not be directly comparable. For more information on methodology and FAQs visit [covidbehaviors.org](https://covidbehaviors.org).

## What percent of unvaccinated respondents plan to get vaccinated?

Definitely or probably  
will get vaccinated

Indonesia  
49%

In Riau, **N/A** of unvaccinated respondents say they will definitely or probably get vaccinated.


## What are the reasons driving vaccine hesitancy?

Concerned about the cost	Insufficient Data
Don't like vaccines	Insufficient Data
Don't know if vaccine will work	Insufficient Data

## Will respondents vaccinate their **oldest** child under age 18, when eligible?\*

**N/A**

of respondents in Riau  
say that they plan to  
vaccinate their oldest child  
under age 18 when eligible.



## What are the most trusted sources of information in Riau?

Scientists and health experts	56%
CDC/WHO	55%
Local health workers	54%

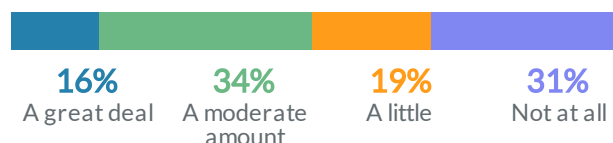
## What COVID-19 related topics do people want more information about?

The economic impact of COVID-19 to me personally	50%
Employment or other economic and Financial issues	36%
Maintaining social relationships with physical distancing	32%

## What are the structural barriers to vaccination among the unvaccinated?

Limited internet or phone access	Insufficient Data
Appointment times did not work	Insufficient Data
Need childcare	Insufficient Data

## How worried are you about getting COVID?



\*Question asked of respondents was changed between December and January

In March 2022,

**106**

People in **Sulawesi Barat** responded to the survey

The weighted percentages presented in this PDF are based on one month of responses to the COVID-19 Trends and Impact Survey. On the live dashboard, data are presented in 2-week data collection periods so they will not be directly comparable. For more information on methodology and FAQs visit [covidbehaviors.org](https://covidbehaviors.org).

## What percent of unvaccinated respondents plan to get vaccinated?

Definitely or probably  
will get vaccinated

Indonesia  
49%

In Sulawesi Barat, **N/A** of unvaccinated respondents say they will definitely or probably get vaccinated.

## What are the reasons driving vaccine hesitancy?

Concerned about the cost	Insufficient Data
Don't like vaccines	Insufficient Data
Don't know if vaccine will work	Insufficient Data

## Will respondents vaccinate their **oldest** child under age 18, when eligible?\*

**N/A**

of respondents in Sulawesi Barat say that they plan to vaccinate their oldest child under age 18 when eligible.



## What are the most trusted sources of information in Sulawesi Barat?

CDC/WHO	Insufficient Data
Friends and Family	Insufficient Data
Government health authorities	Insufficient Data

## What COVID-19 related topics do people want more information about?

How to support my children's education	Insufficient Data
The economic impact of COVID-19 to me personally	Insufficient Data
Employment or other economic and Financial issues	Insufficient Data

## What are the structural barriers to vaccination among the unvaccinated?

Limited internet or phone access	Insufficient Data
Appointment times did not work	Insufficient Data
Need childcare	Insufficient Data

## How worried are you about getting COVID?

Insufficient sample size  
to display breakdown of these data.

\*Question asked of respondents was changed between December and January

In March 2022,

**768**

People in **Sulawesi Selatan** responded to the survey

The weighted percentages presented in this PDF are based on one month of responses to the COVID-19 Trends and Impact Survey. On the live dashboard, data are presented in 2-week data collection periods so they will not be directly comparable. For more information on methodology and FAQs visit [covidbehaviors.org](https://covidbehaviors.org).

## What percent of unvaccinated respondents plan to get vaccinated?

Definitely or probably  
will get vaccinated

Indonesia  
49%

In Sulawesi Selatan, **N/A** of unvaccinated respondents say they will definitely or probably get vaccinated.

## What are the reasons driving vaccine hesitancy?

Concerned about the cost	Insufficient Data
Don't like vaccines	Insufficient Data
Don't know if vaccine will work	Insufficient Data

## Will respondents vaccinate their **oldest** child under age 18, when eligible?\*

**N/A**

of respondents in Sulawesi Selatan say that they plan to vaccinate their oldest child under age 18 when eligible.



## What are the most trusted sources of information in Sulawesi Selatan?

Scientists and health experts	60%
CDC/WHO	59%
Local health workers	55%

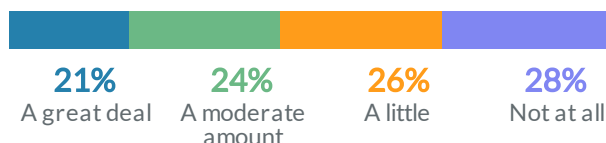
## What COVID-19 related topics do people want more information about?

The economic impact of COVID-19 to me personally	58%
Employment or other economic and Financial issues	46%
Maintaining social relationships with physical distancing	42%

## What are the structural barriers to vaccination among the unvaccinated?

Limited internet or phone access	Insufficient Data
Appointment times did not work	Insufficient Data
Need childcare	Insufficient Data

## How worried are you about getting COVID?



\*Question asked of respondents was changed between December and January



In March 2022,

**330**

People in **Sulawesi Tengah** responded to the survey

The weighted percentages presented in this PDF are based on one month of responses to the COVID-19 Trends and Impact Survey. On the live dashboard, data are presented in 2-week data collection periods so they will not be directly comparable. For more information on methodology and FAQs visit [covidbehaviors.org](https://covidbehaviors.org).

## What percent of unvaccinated respondents plan to get vaccinated?

Definitely or probably  
will get vaccinated

Indonesia  
49%

In Sulawesi Tengah, **N/A** of unvaccinated respondents say they will definitely or probably get vaccinated.

## What are the reasons driving vaccine hesitancy?

Concerned about the cost	Insufficient Data
Don't like vaccines	Insufficient Data
Don't know if vaccine will work	Insufficient Data

## Will respondents vaccinate their **oldest** child under age 18, when eligible?\*

**N/A**

of respondents in Sulawesi Tengah say that they plan to vaccinate their oldest child under age 18 when eligible.



## What are the most trusted sources of information in Sulawesi Tengah?

Local health workers	71%
Government health authorities	66%
Scientists and health experts	65%

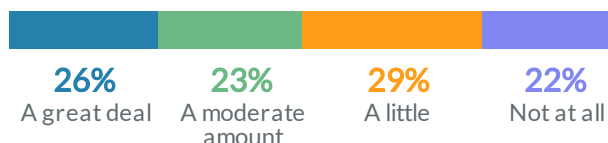
## What COVID-19 related topics do people want more information about?

Employment or other economic and Financial issues	54%
Maintaining social relationships with physical distancing	42%
The economic impact of COVID-19 to me personally	41%

## What are the structural barriers to vaccination among the unvaccinated?

Limited internet or phone access	Insufficient Data
Appointment times did not work	Insufficient Data
Need childcare	Insufficient Data

## How worried are you about getting COVID?



\*Question asked of respondents was changed between December and January

In March 2022,

**205**

People in **Sulawesi Tenggara** responded to the survey

The weighted percentages presented in this PDF are based on one month of responses to the COVID-19 Trends and Impact Survey. On the live dashboard, data are presented in 2-week data collection periods so they will not be directly comparable. For more information on methodology and FAQs visit [covidbehaviors.org](https://covidbehaviors.org).

## What percent of unvaccinated respondents plan to get vaccinated?

Definitely or probably  
will get vaccinated

Indonesia  
49%



In Sulawesi Tenggara, **N/A** of unvaccinated respondents say they will definitely or probably get vaccinated.

## What are the reasons driving vaccine hesitancy?

Concerned about the cost	Insufficient Data
Don't like vaccines	Insufficient Data
Don't know if vaccine will work	Insufficient Data

## Will respondents vaccinate their **oldest** child under age 18, when eligible?\*

**N/A**

of respondents in Sulawesi Tenggara say that they plan to vaccinate their oldest child under age 18 when eligible.



## What are the most trusted sources of information in Sulawesi Tenggara?

CDC/WHO	Insufficient Data
Friends and Family	Insufficient Data
Government health authorities	Insufficient Data

## What COVID-19 related topics do people want more information about?

How to support my children's education	Insufficient Data
The economic impact of COVID-19 to me personally	Insufficient Data
Employment or other economic and Financial issues	Insufficient Data

## What are the structural barriers to vaccination among the unvaccinated?

Limited internet or phone access	Insufficient Data
Appointment times did not work	Insufficient Data
Need childcare	Insufficient Data

## How worried are you about getting COVID?

Insufficient sample size  
to display breakdown of these data.

\*Question asked of respondents was changed between December and January

In March 2022,

**766**

People in **Sulawesi Utara** responded to the survey

The weighted percentages presented in this PDF are based on one month of responses to the COVID-19 Trends and Impact Survey. On the live dashboard, data are presented in 2-week data collection periods so they will not be directly comparable. For more information on methodology and FAQs visit [covidbehaviors.org](https://covidbehaviors.org).

## What percent of unvaccinated respondents plan to get vaccinated?

Definitely or probably  
will get vaccinated

Indonesia  
49%

In Sulawesi Utara, **N/A** of unvaccinated respondents say they will definitely or probably get vaccinated.

## What are the reasons driving vaccine hesitancy?

Concerned about the cost	Insufficient Data
Don't like vaccines	Insufficient Data
Don't know if vaccine will work	Insufficient Data

## Will respondents vaccinate their **oldest** child under age 18, when eligible?\*

**N/A**

of respondents in Sulawesi Utara say that they plan to vaccinate their oldest child under age 18 when eligible.



## What are the most trusted sources of information in Sulawesi Utara?

Local health workers	67%
Scientists and health experts	65%
CDC/WHO	65%

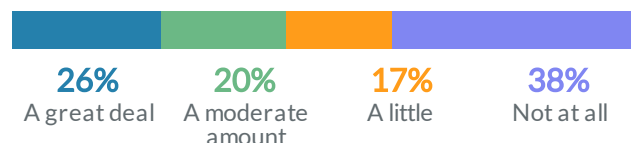
## What COVID-19 related topics do people want more information about?

Maintaining social relationships with physical distancing	44%
The economic impact of COVID-19 to me personally	44%
Employment or other economic and Financial issues	43%

## What are the structural barriers to vaccination among the unvaccinated?

Limited internet or phone access	Insufficient Data
Appointment times did not work	Insufficient Data
Need childcare	Insufficient Data

## How worried are you about getting COVID?



\*Question asked of respondents was changed between December and January

In March 2022,

**377**

People in **Sumatera Barat** responded to the survey

The weighted percentages presented in this PDF are based on one month of responses to the COVID-19 Trends and Impact Survey. On the live dashboard, data are presented in 2-week data collection periods so they will not be directly comparable. For more information on methodology and FAQs visit [covidbehaviors.org](https://covidbehaviors.org).

## What percent of unvaccinated respondents plan to get vaccinated?

Definitely or probably  
will get vaccinated

Indonesia  
49%

In Sumatera Barat, **N/A** of unvaccinated respondents say they will definitely or probably get vaccinated.

### What are the reasons driving vaccine hesitancy?

Concerned about the cost	Insufficient Data
Don't like vaccines	Insufficient Data
Don't know if vaccine will work	Insufficient Data

### Will respondents vaccinate their **oldest** child under age 18, when eligible?\*

**N/A**

of respondents in Sumatera Barat say that they plan to vaccinate their oldest child under age 18 when eligible.



### What are the most trusted sources of information in Sumatera Barat?

Local health workers	60%
CDC/WHO	Insufficient Data
Friends and Family	Insufficient Data

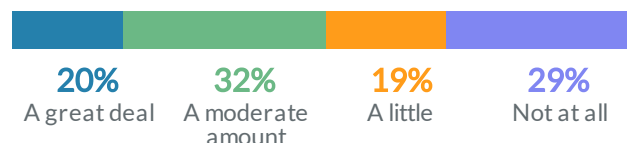
### What COVID-19 related topics do people want more information about?

The economic impact of COVID-19 to me personally	41%
Employment or other economic and Financial issues	36%
How to maintain my mental health	32%

### What are the structural barriers to vaccination among the unvaccinated?

Limited internet or phone access	Insufficient Data
Appointment times did not work	Insufficient Data
Need childcare	Insufficient Data

### How worried are you about getting COVID?



\*Question asked of respondents was changed between December and January

In March 2022,

**664**

People in **Sumatera Selatan** responded to the survey

The weighted percentages presented in this PDF are based on one month of responses to the COVID-19 Trends and Impact Survey. On the live dashboard, data are presented in 2-week data collection periods so they will not be directly comparable. For more information on methodology and FAQs visit [covidbehaviors.org](https://covidbehaviors.org).

## What percent of unvaccinated respondents plan to get vaccinated?

Definitely or probably  
will get vaccinated

Indonesia  
49%

In Sumatera Selatan, **N/A** of unvaccinated respondents say they will definitely or probably get vaccinated.

## What are the reasons driving vaccine hesitancy?

Concerned about the cost	Insufficient Data
Don't like vaccines	Insufficient Data
Don't know if vaccine will work	Insufficient Data

## Will respondents vaccinate their **oldest** child under age 18, when eligible?\*

**N/A**

of respondents in Sumatera Selatan say that they plan to vaccinate their oldest child under age 18 when eligible.



## What are the most trusted sources of information in Sumatera Selatan?

Local health workers	65%
CDC/WHO	61%
Scientists and health experts	60%

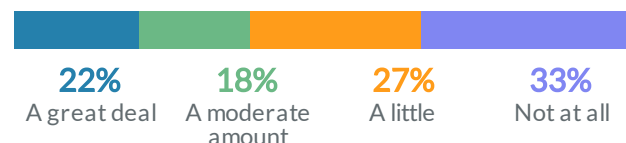
## What COVID-19 related topics do people want more information about?

The economic impact of COVID-19 to me personally	44%
Maintaining social relationships with physical distancing	42%
Employment or other economic and Financial issues	42%

## What are the structural barriers to vaccination among the unvaccinated?

Limited internet or phone access	Insufficient Data
Appointment times did not work	Insufficient Data
Need childcare	Insufficient Data

## How worried are you about getting COVID?



\*Question asked of respondents was changed between December and January

In March 2022,

**1,281**

People in **Sumatera Utara** responded to the survey

The weighted percentages presented in this PDF are based on one month of responses to the COVID-19 Trends and Impact Survey. On the live dashboard, data are presented in 2-week data collection periods so they will not be directly comparable. For more information on methodology and FAQs visit [covidbehaviors.org](https://covidbehaviors.org).

## What percent of unvaccinated respondents plan to get vaccinated?

Definitely or probably will get vaccinated

Indonesia  
49%

In Sumatera Utara, **N/A** of unvaccinated respondents say they will definitely or probably get vaccinated.

## What are the reasons driving vaccine hesitancy?

Concerned about the cost	Insufficient Data
Don't like vaccines	Insufficient Data
Don't know if vaccine will work	Insufficient Data

## Will respondents vaccinate their **oldest** child under age 18, when eligible?\*

**N/A**

of respondents in Sumatera Utara say that they plan to vaccinate their oldest child under age 18 when eligible.



## What are the most trusted sources of information in Sumatera Utara?

CDC/WHO	63%
Scientists and health experts	61%
Local health workers	61%

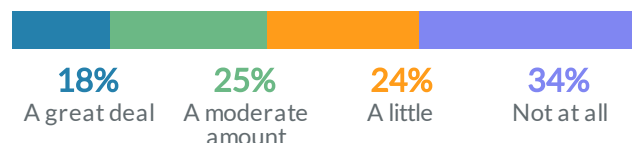
## What COVID-19 related topics do people want more information about?

Employment or other economic and Financial issues	45%
The economic impact of COVID-19 to me personally	43%
Maintaining social relationships with physical distancing	35%

## What are the structural barriers to vaccination among the unvaccinated?

Limited internet or phone access	Insufficient Data
Appointment times did not work	Insufficient Data
Need childcare	Insufficient Data

## How worried are you about getting COVID?



\*Question asked of respondents was changed between December and January



In March 2022,

**695**

People in **Yogyakarta**  
responded to the survey

The weighted percentages presented in this PDF are based on one month of responses to the COVID-19 Trends and Impact Survey. On the live dashboard, data are presented in 2-week data collection periods so they will not be directly comparable. For more information on methodology and FAQs visit [covidbehaviors.org](https://covidbehaviors.org).

## What percent of unvaccinated respondents plan to get vaccinated?

Definitely or probably  
will get vaccinated

Indonesia  
49%

In Yogyakarta, **N/A** of unvaccinated respondents say they will definitely or probably get vaccinated.

## What are the reasons driving vaccine hesitancy?

Concerned about the cost	Insufficient Data
Don't like vaccines	Insufficient Data
Don't know if vaccine will work	Insufficient Data

## Will respondents vaccinate their **oldest** child under age 18, when eligible?\*

**N/A**

of respondents in Yogyakarta  
say that they plan to  
vaccinate their oldest child  
under age 18 when eligible.



## What are the most trusted sources of information in Yogyakarta?

Scientists and health experts	69%
Local health workers	67%
CDC/WHO	62%

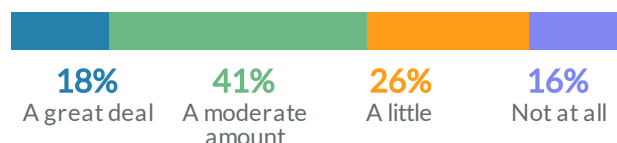
## What COVID-19 related topics do people want more information about?

The economic impact of COVID-19 to me personally	52%
Employment or other economic and Financial issues	45%
How to maintain my mental health	44%

## What are the structural barriers to vaccination among the unvaccinated?

Limited internet or phone access	Insufficient Data
Appointment times did not work	Insufficient Data
Need childcare	Insufficient Data

## How worried are you about getting COVID?



\*Question asked of respondents was changed between December and January