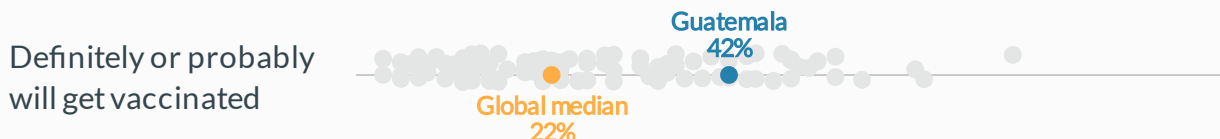


In March 2022,
7,984
People in **Guatemala**
responded to the survey

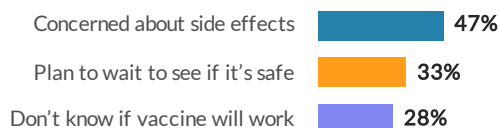
The weighted percentages presented in this PDF are based on one month of responses to the COVID-19 Trends and Impact Survey. On the live dashboard, data are presented in 2-week data collection periods so they will not be directly comparable. For more information on methodology and FAQs visit covidbehaviors.org.

What percent of unvaccinated respondents plan to get vaccinated?



In Guatemala, **42%** of unvaccinated respondents say they will definitely or probably get vaccinated.


What are the reasons driving vaccine hesitancy?




Will respondents vaccinate their **oldest** child under age 18, when eligible?*

84%

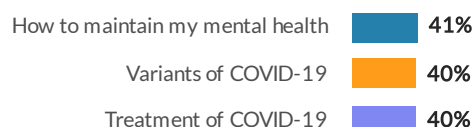
of respondents in Guatemala say that they plan to vaccinate their oldest child under age 18 when eligible.



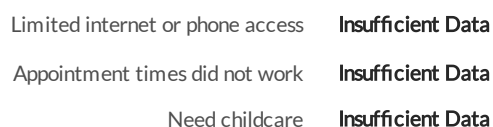
What are the most trusted sources of information in Guatemala?



What COVID-19 related topics do people want more information about?



What are the structural barriers to vaccination among the unvaccinated?



Are health workers in Guatemala vaccinated?

98%

of surveyed health workers are vaccinated

Insufficient sample size to display breakdown of these data.

*Question asked of respondents was changed between December and January

In March 2022,

245

People in **Alta Verapaz** responded to the survey

The weighted percentages presented in this PDF are based on one month of responses to the COVID-19 Trends and Impact Survey. On the live dashboard, data are presented in 2-week data collection periods so they will not be directly comparable. For more information on methodology and FAQs visit covidbehaviors.org.

What percent of unvaccinated respondents plan to get vaccinated?

Definitely or probably
will get vaccinated

Guatemala
42%

In Alta Verapaz, **N/A** of unvaccinated respondents say they will definitely or probably get vaccinated.

What are the reasons driving vaccine hesitancy?

Concerned about the cost	Insufficient Data
Don't like vaccines	Insufficient Data
Don't know if vaccine will work	Insufficient Data

Will respondents vaccinate their **oldest** child under age 18, when eligible?*

N/A

of respondents in Alta Verapaz say that they plan to vaccinate their oldest child under age 18 when eligible.



What are the most trusted sources of information in Alta Verapaz?

CDC/WHO	Insufficient Data
Friends and Family	Insufficient Data
Government health authorities	Insufficient Data

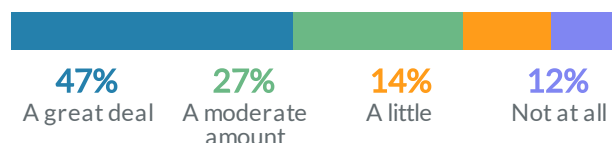
What COVID-19 related topics do people want more information about?

How to support my children's education	Insufficient Data
The economic impact of COVID-19 to me personally	Insufficient Data
Employment or other economic and financial issues	Insufficient Data

What are the structural barriers to vaccination among the unvaccinated?

Limited internet or phone access	Insufficient Data
Appointment times did not work	Insufficient Data
Need childcare	Insufficient Data

How worried are you about getting COVID?



*Question asked of respondents was changed between December and January

In March 2022,

225

People in **Chimaltenango** responded to the survey

The weighted percentages presented in this PDF are based on one month of responses to the COVID-19 Trends and Impact Survey. On the live dashboard, data are presented in 2-week data collection periods so they will not be directly comparable. For more information on methodology and FAQs visit covidbehaviors.org.

What percent of unvaccinated respondents plan to get vaccinated?

Definitely or probably
will get vaccinated

Guatemala
42%

In Chimaltenango, **N/A** of unvaccinated respondents say they will definitely or probably get vaccinated.

What are the reasons driving vaccine hesitancy?

Concerned about the cost	Insufficient Data
Don't like vaccines	Insufficient Data
Don't know if vaccine will work	Insufficient Data

Will respondents vaccinate their **oldest** child under age 18, when eligible?*

N/A

of respondents in Chimaltenango say that they plan to vaccinate their oldest child under age 18 when eligible.



What are the most trusted sources of information in Chimaltenango?

CDC/WHO	Insufficient Data
Friends and Family	Insufficient Data
Government health authorities	Insufficient Data

What COVID-19 related topics do people want more information about?

How to support my children's education	Insufficient Data
The economic impact of COVID-19 to me personally	Insufficient Data
Employment or other economic and Financial issues	Insufficient Data

What are the structural barriers to vaccination among the unvaccinated?

Limited internet or phone access	Insufficient Data
Appointment times did not work	Insufficient Data
Need childcare	Insufficient Data

How worried are you about getting COVID?

Insufficient sample size
to display breakdown of these data.

*Question asked of respondents was changed between December and January



Contact: ccpinfo@jhu.edu



In March 2022,

160

People in **Chiquimula**
responded to the survey

The weighted percentages presented in this PDF are based on one month of responses to the COVID-19 Trends and Impact Survey. On the live dashboard, data are presented in 2-week data collection periods so they will not be directly comparable. For more information on methodology and FAQs visit covidbehaviors.org.

What percent of unvaccinated respondents plan to get vaccinated?

Definitely or probably
will get vaccinated

Guatemala
42%

In Chiquimula, **N/A** of unvaccinated respondents say they will definitely or probably get vaccinated.

What are the reasons driving vaccine hesitancy?

Concerned about the cost	Insufficient Data
Don't like vaccines	Insufficient Data
Don't know if vaccine will work	Insufficient Data

Will respondents vaccinate their **oldest** child under age 18, when eligible?*

N/A

of respondents in Chiquimula
say that they plan to
vaccinate their oldest child
under age 18 when eligible.



What are the most trusted sources of information in Chiquimula?

CDC/WHO	Insufficient Data
Friends and Family	Insufficient Data
Government health authorities	Insufficient Data

What COVID-19 related topics do people want more information about?

How to support my children's education	Insufficient Data
The economic impact of COVID-19 to me personally	Insufficient Data
Employment or other economic and financial issues	Insufficient Data

What are the structural barriers to vaccination among the unvaccinated?

Limited internet or phone access	Insufficient Data
Appointment times did not work	Insufficient Data
Need childcare	Insufficient Data

How worried are you about getting COVID?

Insufficient sample size
to display breakdown of these data.

*Question asked of respondents was changed between December and January

In March 2022,
78
People in **El Progreso**
responded to the survey

The weighted percentages presented in this PDF are based on one month of responses to the COVID-19 Trends and Impact Survey. On the live dashboard, data are presented in 2-week data collection periods so they will not be directly comparable. For more information on methodology and FAQs visit covidbehaviors.org.

What percent of unvaccinated respondents plan to get vaccinated?



In El Progreso, **N/A** of unvaccinated respondents say they will definitely or probably get vaccinated.

What are the reasons driving vaccine hesitancy?

Concerned about the cost	Insufficient Data
Don't like vaccines	Insufficient Data
Don't know if vaccine will work	Insufficient Data

Will respondents vaccinate their **oldest** child under age 18, when eligible?*

N/A

of respondents in El Progreso say that they plan to vaccinate their oldest child under age 18 when eligible.



What are the most trusted sources of information in El Progreso?

CDC/WHO	Insufficient Data
Friends and Family	Insufficient Data
Government health authorities	Insufficient Data

What COVID-19 related topics do people want more information about?

How to support my children's education	Insufficient Data
The economic impact of COVID-19 to me personally	Insufficient Data
Employment or other economic and Financial issues	Insufficient Data

What are the structural barriers to vaccination among the unvaccinated?

Limited internet or phone access	Insufficient Data
Appointment times did not work	Insufficient Data
Need childcare	Insufficient Data

How worried are you about getting COVID?

Insufficient sample size to display breakdown of these data.

*Question asked of respondents was changed between December and January

In March 2022,

324

People in **Escuintla**
responded to the survey

The weighted percentages presented in this PDF are based on one month of responses to the COVID-19 Trends and Impact Survey. On the live dashboard, data are presented in 2-week data collection periods so they will not be directly comparable. For more information on methodology and FAQs visit covidbehaviors.org.

What percent of unvaccinated respondents plan to get vaccinated?

Definitely or probably
will get vaccinated

Guatemala
42%

In Escuintla, **N/A** of unvaccinated respondents say they will definitely or probably get vaccinated.


What are the reasons driving vaccine hesitancy?

Concerned about the cost	Insufficient Data
Don't like vaccines	Insufficient Data
Don't know if vaccine will work	Insufficient Data

Will respondents vaccinate their **oldest** child under age 18, when eligible?*

N/A

of respondents in Escuintla say that they plan to vaccinate their oldest child under age 18 when eligible.



What are the most trusted sources of information in Escuintla?

CDC/WHO	39%
Scientists and health experts	33%
Friends and Family	33%

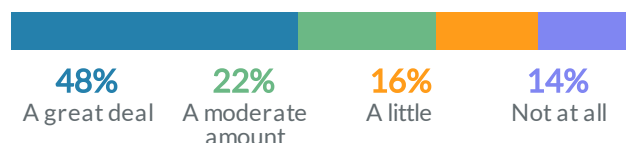
What COVID-19 related topics do people want more information about?

Treatment of COVID-19	45%
How to maintain my mental health	41%
Variants of COVID-19	33%

What are the structural barriers to vaccination among the unvaccinated?

Limited internet or phone access	Insufficient Data
Appointment times did not work	Insufficient Data
Need childcare	Insufficient Data

How worried are you about getting COVID?



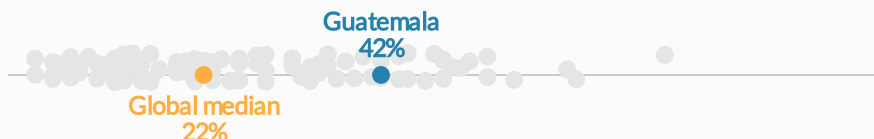
*Question asked of respondents was changed between December and January

In March 2022,
7,984
People in **Guatemala**
responded to the survey

The weighted percentages presented in this PDF are based on one month of responses to the COVID-19 Trends and Impact Survey. On the live dashboard, data are presented in 2-week data collection periods so they will not be directly comparable. For more information on methodology and FAQs visit covidbehaviors.org.

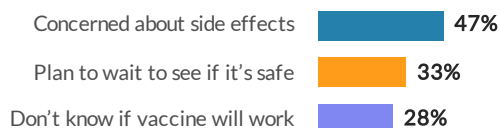
What percent of unvaccinated respondents plan to get vaccinated?

Definitely or probably
will get vaccinated



In Guatemala, **42%** of unvaccinated respondents say they will definitely or probably get vaccinated.

What are the reasons driving vaccine hesitancy?




Will respondents vaccinate their **oldest** child under age 18, when eligible?*

84%

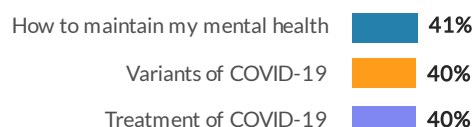
of respondents in Guatemala say that they plan to vaccinate their oldest child under age 18 when eligible.



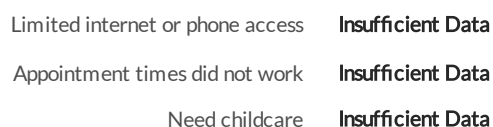
What are the most trusted sources of information in Guatemala?



What COVID-19 related topics do people want more information about?



What are the structural barriers to vaccination among the unvaccinated?



Are health workers in Guatemala vaccinated?

98%

of surveyed health workers are vaccinated

Insufficient sample size to display breakdown of these data.

*Question asked of respondents was changed between December and January

In March 2022,

192

People in **Huehuetenango** responded to the survey

The weighted percentages presented in this PDF are based on one month of responses to the COVID-19 Trends and Impact Survey. On the live dashboard, data are presented in 2-week data collection periods so they will not be directly comparable. For more information on methodology and FAQs visit covidbehaviors.org.

What percent of unvaccinated respondents plan to get vaccinated?

Definitely or probably
will get vaccinated

Guatemala
42%

In Huehuetenango, **N/A** of unvaccinated respondents say they will definitely or probably get vaccinated.

What are the reasons driving vaccine hesitancy?

Concerned about the cost	Insufficient Data
Don't like vaccines	Insufficient Data
Don't know if vaccine will work	Insufficient Data

Will respondents vaccinate their **oldest** child under age 18, when eligible?*

N/A

of respondents in Huehuetenango say that they plan to vaccinate their oldest child under age 18 when eligible.



What are the most trusted sources of information in Huehuetenango?

CDC/WHO	Insufficient Data
Friends and Family	Insufficient Data
Government health authorities	Insufficient Data

What COVID-19 related topics do people want more information about?

How to support my children's education	Insufficient Data
The economic impact of COVID-19 to me personally	Insufficient Data
Employment or other economic and Financial issues	Insufficient Data

What are the structural barriers to vaccination among the unvaccinated?

Limited internet or phone access	Insufficient Data
Appointment times did not work	Insufficient Data
Need childcare	Insufficient Data

How worried are you about getting COVID?

Insufficient sample size
to display breakdown of these data.

*Question asked of respondents was changed between December and January



Contact: ccpinfo@jhu.edu



In March 2022,
139
People in **Izabal**
responded to the survey

The weighted percentages presented in this PDF are based on one month of responses to the COVID-19 Trends and Impact Survey. On the live dashboard, data are presented in 2-week data collection periods so they will not be directly comparable. For more information on methodology and FAQs visit covidbehaviors.org.

What percent of unvaccinated respondents plan to get vaccinated?



In Izabal, **N/A** of unvaccinated respondents say they will definitely or probably get vaccinated.

What are the reasons driving vaccine hesitancy?

Concerned about side effects	Insufficient Data
Concerned about the cost	Insufficient Data
Don't like vaccines	Insufficient Data

Will respondents vaccinate their **oldest** child under age 18, when eligible?*

N/A

of respondents in Izabal say that they plan to vaccinate their oldest child under age 18 when eligible.



What are the most trusted sources of information in Izabal?

CDC/WHO	Insufficient Data
Friends and Family	Insufficient Data
Government health authorities	Insufficient Data

What COVID-19 related topics do people want more information about?

How to support my children's education	Insufficient Data
The economic impact of COVID-19 to me personally	Insufficient Data
Employment or other economic and financial issues	Insufficient Data

What are the structural barriers to vaccination among the unvaccinated?

Limited internet or phone access	Insufficient Data
Appointment times did not work	Insufficient Data
Need childcare	Insufficient Data

How worried are you about getting COVID?

Insufficient sample size to display breakdown of these data.

*Question asked of respondents was changed between December and January

In March 2022,

96

People in **Jalapa**
responded to the survey

The weighted percentages presented in this PDF are based on one month of responses to the COVID-19 Trends and Impact Survey. On the live dashboard, data are presented in 2-week data collection periods so they will not be directly comparable. For more information on methodology and FAQs visit covidbehaviors.org.

What percent of unvaccinated respondents plan to get vaccinated?

Definitely or probably
will get vaccinated

Guatemala
42%

In Jalapa, **N/A** of unvaccinated respondents say they will definitely or probably get vaccinated.

What are the reasons driving vaccine hesitancy?

Concerned about the cost	Insufficient Data
Don't like vaccines	Insufficient Data
Don't know if vaccine will work	Insufficient Data

Will respondents vaccinate their **oldest** child under age 18, when eligible?*

N/A

of respondents in Jalapa
say that they plan to
vaccinate their oldest child
under age 18 when eligible.



What are the most trusted sources of information in Jalapa?

CDC/WHO	Insufficient Data
Friends and Family	Insufficient Data
Government health authorities	Insufficient Data

What COVID-19 related topics do people want more information about?

How to support my children's education	Insufficient Data
The economic impact of COVID-19 to me personally	Insufficient Data
Employment or other economic and Financial issues	Insufficient Data

What are the structural barriers to vaccination among the unvaccinated?

Limited internet or phone access	Insufficient Data
Appointment times did not work	Insufficient Data
Need childcare	Insufficient Data

How worried are you about getting COVID?

Insufficient sample size
to display breakdown of these data.

*Question asked of respondents was changed between December and January

In March 2022,
162
People in **Jutiapa**
responded to the survey

The weighted percentages presented in this PDF are based on one month of responses to the COVID-19 Trends and Impact Survey. On the live dashboard, data are presented in 2-week data collection periods so they will not be directly comparable. For more information on methodology and FAQs visit covidbehaviors.org.

What percent of unvaccinated respondents plan to get vaccinated?



In Jutiapa, **N/A** of unvaccinated respondents say they will definitely or probably get vaccinated.

What are the reasons driving vaccine hesitancy?

Concerned about the cost	Insufficient Data
Don't like vaccines	Insufficient Data
Don't know if vaccine will work	Insufficient Data

Will respondents vaccinate their **oldest** child under age 18, when eligible?*

N/A
of respondents in Jutiapa say that they plan to vaccinate their oldest child under age 18 when eligible.



What are the most trusted sources of information in Jutiapa?

CDC/WHO	Insufficient Data
Friends and Family	Insufficient Data
Government health authorities	Insufficient Data

What COVID-19 related topics do people want more information about?

How to support my children's education	Insufficient Data
The economic impact of COVID-19 to me personally	Insufficient Data
Employment or other economic and financial issues	Insufficient Data

What are the structural barriers to vaccination among the unvaccinated?

Limited internet or phone access	Insufficient Data
Appointment times did not work	Insufficient Data
Need childcare	Insufficient Data

How worried are you about getting COVID?

Insufficient sample size to display breakdown of these data.

*Question asked of respondents was changed between December and January

In March 2022,
150
People in **Petén**
responded to the survey

The weighted percentages presented in this PDF are based on one month of responses to the COVID-19 Trends and Impact Survey. On the live dashboard, data are presented in 2-week data collection periods so they will not be directly comparable. For more information on methodology and FAQs visit covidbehaviors.org.

What percent of unvaccinated respondents plan to get vaccinated?



In Petén, **N/A** of unvaccinated respondents say they will definitely or probably get vaccinated.

What are the reasons driving vaccine hesitancy?

Concerned about the cost	Insufficient Data
Don't like vaccines	Insufficient Data
Don't know if vaccine will work	Insufficient Data

Will respondents vaccinate their **oldest** child under age 18, when eligible?*

N/A
of respondents in Petén say that they plan to vaccinate their oldest child under age 18 when eligible.



What are the most trusted sources of information in Petén?

CDC/WHO	Insufficient Data
Friends and Family	Insufficient Data
Government health authorities	Insufficient Data

What COVID-19 related topics do people want more information about?

How to support my children's education	Insufficient Data
The economic impact of COVID-19 to me personally	Insufficient Data
Employment or other economic and financial issues	Insufficient Data

What are the structural barriers to vaccination among the unvaccinated?

Limited internet or phone access	Insufficient Data
Appointment times did not work	Insufficient Data
Need childcare	Insufficient Data

How worried are you about getting COVID?

Insufficient sample size to display breakdown of these data.

*Question asked of respondents was changed between December and January

In March 2022,

548

People in **Quezaltenango** responded to the survey

The weighted percentages presented in this PDF are based on one month of responses to the COVID-19 Trends and Impact Survey. On the live dashboard, data are presented in 2-week data collection periods so they will not be directly comparable. For more information on methodology and FAQs visit covidbehaviors.org.

What percent of unvaccinated respondents plan to get vaccinated?

Definitely or probably
will get vaccinated

Guatemala
42%

In Quezaltenango, **N/A** of unvaccinated respondents say they will definitely or probably get vaccinated.

What are the reasons driving vaccine hesitancy?

Concerned about the cost	Insufficient Data
Don't like vaccines	Insufficient Data
Don't know if vaccine will work	Insufficient Data

Will respondents vaccinate their **oldest** child under age 18, when eligible?*

N/A

of respondents in Quezaltenango say that they plan to vaccinate their oldest child under age 18 when eligible.



What are the most trusted sources of information in Quezaltenango?

Scientists and health experts	56%
CDC/WHO	47%
Local health workers	39%

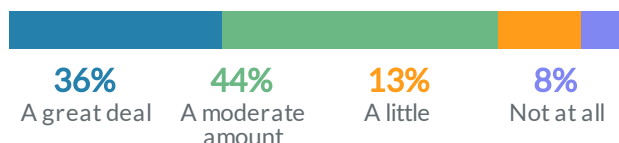
What COVID-19 related topics do people want more information about?

Variants of COVID-19	46%
How to maintain my mental health	42%
Treatment of COVID-19	38%

What are the structural barriers to vaccination among the unvaccinated?

Limited internet or phone access	Insufficient Data
Appointment times did not work	Insufficient Data
Need childcare	Insufficient Data

How worried are you about getting COVID?



*Question asked of respondents was changed between December and January

In March 2022,
117
People in **Quiché**
responded to the survey

The weighted percentages presented in this PDF are based on one month of responses to the COVID-19 Trends and Impact Survey. On the live dashboard, data are presented in 2-week data collection periods so they will not be directly comparable. For more information on methodology and FAQs visit covidbehaviors.org.

What percent of unvaccinated respondents plan to get vaccinated?



In Quiché, **N/A** of unvaccinated respondents say they will definitely or probably get vaccinated.

What are the reasons driving vaccine hesitancy?

Concerned about side effects	Insufficient Data
Concerned about the cost	Insufficient Data
Don't like vaccines	Insufficient Data

Will respondents vaccinate their **oldest** child under age 18, when eligible?*

N/A
of respondents in Quiché say that they plan to vaccinate their oldest child under age 18 when eligible.



What are the most trusted sources of information in Quiché?

CDC/WHO	Insufficient Data
Friends and Family	Insufficient Data
Government health authorities	Insufficient Data

What COVID-19 related topics do people want more information about?

How to support my children's education	Insufficient Data
The economic impact of COVID-19 to me personally	Insufficient Data
Employment or other economic and Financial issues	Insufficient Data

What are the structural barriers to vaccination among the unvaccinated?

Limited internet or phone access	Insufficient Data
Appointment times did not work	Insufficient Data
Need childcare	Insufficient Data

How worried are you about getting COVID?

Insufficient sample size to display breakdown of these data.

*Question asked of respondents was changed between December and January

In March 2022,

96

People in **Retalhuleu** responded to the survey

The weighted percentages presented in this PDF are based on one month of responses to the COVID-19 Trends and Impact Survey. On the live dashboard, data are presented in 2-week data collection periods so they will not be directly comparable. For more information on methodology and FAQs visit covidbehaviors.org.

What percent of unvaccinated respondents plan to get vaccinated?

Definitely or probably
will get vaccinated

Guatemala
42%

In Retalhuleu, **N/A** of unvaccinated respondents say they will definitely or probably get vaccinated.

What are the reasons driving vaccine hesitancy?

Concerned about the cost	Insufficient Data
Don't like vaccines	Insufficient Data
Don't know if vaccine will work	Insufficient Data

Will respondents vaccinate their **oldest** child under age 18, when eligible?*

N/A

of respondents in Retalhuleu say that they plan to vaccinate their oldest child under age 18 when eligible.



What are the most trusted sources of information in Retalhuleu?

CDC/WHO	Insufficient Data
Friends and Family	Insufficient Data
Government health authorities	Insufficient Data

What COVID-19 related topics do people want more information about?

How to support my children's education	Insufficient Data
The economic impact of COVID-19 to me personally	Insufficient Data
Employment or other economic and Financial issues	Insufficient Data

What are the structural barriers to vaccination among the unvaccinated?

Limited internet or phone access	Insufficient Data
Appointment times did not work	Insufficient Data
Need childcare	Insufficient Data

How worried are you about getting COVID?

Insufficient sample size
to display breakdown of these data.

*Question asked of respondents was changed between December and January

In March 2022,

323

People in **Sacatepéquez** responded to the survey

The weighted percentages presented in this PDF are based on one month of responses to the COVID-19 Trends and Impact Survey. On the live dashboard, data are presented in 2-week data collection periods so they will not be directly comparable. For more information on methodology and FAQs visit covidbehaviors.org.

What percent of unvaccinated respondents plan to get vaccinated?

Definitely or probably
will get vaccinated

Guatemala
42%

In Sacatepéquez, **N/A** of unvaccinated respondents say they will definitely or probably get vaccinated.

What are the reasons driving vaccine hesitancy?

Concerned about the cost	Insufficient Data
Don't like vaccines	Insufficient Data
Don't know if vaccine will work	Insufficient Data

Will respondents vaccinate their **oldest** child under age 18, when eligible?*

N/A

of respondents in Sacatepéquez say that they plan to vaccinate their oldest child under age 18 when eligible.



What are the most trusted sources of information in Sacatepéquez?

Scientists and health experts	56%
Local health workers	42%
CDC/WHO	42%

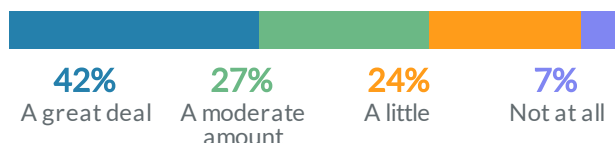
What COVID-19 related topics do people want more information about?

Variants of COVID-19	41%
Treatment of COVID-19	41%
The economic impact of COVID-19 to me personally	35%

What are the structural barriers to vaccination among the unvaccinated?

Limited internet or phone access	Insufficient Data
Appointment times did not work	Insufficient Data
Need childcare	Insufficient Data

How worried are you about getting COVID?



*Question asked of respondents was changed between December and January

In March 2022,
192
People in **San Marcos**
responded to the survey

The weighted percentages presented in this PDF are based on one month of responses to the COVID-19 Trends and Impact Survey. On the live dashboard, data are presented in 2-week data collection periods so they will not be directly comparable. For more information on methodology and FAQs visit covidbehaviors.org.

What percent of unvaccinated respondents plan to get vaccinated?



In San Marcos, **N/A** of unvaccinated respondents say they will definitely or probably get vaccinated.

What are the reasons driving vaccine hesitancy?

Concerned about the cost	Insufficient Data
Don't like vaccines	Insufficient Data
Don't know if vaccine will work	Insufficient Data

Will respondents vaccinate their **oldest** child under age 18, when eligible?*

N/A

of respondents in San Marcos say that they plan to vaccinate their oldest child under age 18 when eligible.



What are the most trusted sources of information in San Marcos?

CDC/WHO	Insufficient Data
Friends and Family	Insufficient Data
Government health authorities	Insufficient Data

What COVID-19 related topics do people want more information about?

How to support my children's education	Insufficient Data
The economic impact of COVID-19 to me personally	Insufficient Data
Employment or other economic and financial issues	Insufficient Data

What are the structural barriers to vaccination among the unvaccinated?

Limited internet or phone access	Insufficient Data
Appointment times did not work	Insufficient Data
Need childcare	Insufficient Data

How worried are you about getting COVID?

Insufficient sample size to display breakdown of these data.

*Question asked of respondents was changed between December and January

In March 2022,
123
People in **Santa Rosa**
responded to the survey

The weighted percentages presented in this PDF are based on one month of responses to the COVID-19 Trends and Impact Survey. On the live dashboard, data are presented in 2-week data collection periods so they will not be directly comparable. For more information on methodology and FAQs visit covidbehaviors.org.

What percent of unvaccinated respondents plan to get vaccinated?



In Santa Rosa, **N/A** of unvaccinated respondents say they will definitely or probably get vaccinated.

What are the reasons driving vaccine hesitancy?

Concerned about the cost	Insufficient Data
Don't like vaccines	Insufficient Data
Don't know if vaccine will work	Insufficient Data

Will respondents vaccinate their **oldest** child under age 18, when eligible?*

N/A

of respondents in Santa Rosa say that they plan to vaccinate their oldest child under age 18 when eligible.



What are the most trusted sources of information in Santa Rosa?

CDC/WHO	Insufficient Data
Friends and Family	Insufficient Data
Government health authorities	Insufficient Data

What COVID-19 related topics do people want more information about?

How to support my children's education	Insufficient Data
The economic impact of COVID-19 to me personally	Insufficient Data
Employment or other economic and financial issues	Insufficient Data

What are the structural barriers to vaccination among the unvaccinated?

Limited internet or phone access	Insufficient Data
Appointment times did not work	Insufficient Data
Need childcare	Insufficient Data

How worried are you about getting COVID?

Insufficient sample size to display breakdown of these data.

*Question asked of respondents was changed between December and January

In March 2022,

83

People in **Sololá**
responded to the survey

The weighted percentages presented in this PDF are based on one month of responses to the COVID-19 Trends and Impact Survey. On the live dashboard, data are presented in 2-week data collection periods so they will not be directly comparable. For more information on methodology and FAQs visit covidbehaviors.org.

What percent of unvaccinated respondents plan to get vaccinated?

Definitely or probably
will get vaccinated

Guatemala
42%

In Sololá, **N/A** of unvaccinated respondents say they will definitely or probably get vaccinated.


What are the reasons driving vaccine hesitancy?

Concerned about the cost	Insufficient Data
Don't like vaccines	Insufficient Data
Don't know if vaccine will work	Insufficient Data

Will respondents vaccinate their **oldest** child under age 18, when eligible?*

N/A

of respondents in Sololá
say that they plan to
vaccinate their oldest child
under age 18 when eligible.



What are the most trusted sources of information in Sololá?

CDC/WHO	Insufficient Data
Friends and Family	Insufficient Data
Government health authorities	Insufficient Data

What COVID-19 related topics do people want more information about?

How to support my children's education	Insufficient Data
The economic impact of COVID-19 to me personally	Insufficient Data
Employment or other economic and financial issues	Insufficient Data

What are the structural barriers to vaccination among the unvaccinated?

Limited internet or phone access	Insufficient Data
Appointment times did not work	Insufficient Data
Need childcare	Insufficient Data

How worried are you about getting COVID?

Insufficient sample size
to display breakdown of these data.

*Question asked of respondents was changed between December and January

In March 2022,

164

People in **Suchitepéquez** responded to the survey

The weighted percentages presented in this PDF are based on one month of responses to the COVID-19 Trends and Impact Survey. On the live dashboard, data are presented in 2-week data collection periods so they will not be directly comparable. For more information on methodology and FAQs visit covidbehaviors.org.

What percent of unvaccinated respondents plan to get vaccinated?

Definitely or probably
will get vaccinated

Guatemala
42%

In Suchitepéquez, **N/A** of unvaccinated respondents say they will definitely or probably get vaccinated.

What are the reasons driving vaccine hesitancy?

Concerned about the cost	Insufficient Data
Don't like vaccines	Insufficient Data
Don't know if vaccine will work	Insufficient Data

Will respondents vaccinate their **oldest** child under age 18, when eligible?*

N/A

of respondents in Suchitepéquez say that they plan to vaccinate their oldest child under age 18 when eligible.



What are the most trusted sources of information in Suchitepéquez?

CDC/WHO	Insufficient Data
Friends and Family	Insufficient Data
Government health authorities	Insufficient Data

What COVID-19 related topics do people want more information about?

How to support my children's education	Insufficient Data
The economic impact of COVID-19 to me personally	Insufficient Data
Employment or other economic and Financial issues	Insufficient Data

What are the structural barriers to vaccination among the unvaccinated?

Limited internet or phone access	Insufficient Data
Appointment times did not work	Insufficient Data
Need childcare	Insufficient Data

How worried are you about getting COVID?

Insufficient sample size
to display breakdown of these data.

*Question asked of respondents was changed between December and January



Contact: ccpinfo@jhu.edu



In March 2022,

67

People in **Totonicapán** responded to the survey

The weighted percentages presented in this PDF are based on one month of responses to the COVID-19 Trends and Impact Survey. On the live dashboard, data are presented in 2-week data collection periods so they will not be directly comparable. For more information on methodology and FAQs visit covidbehaviors.org.

What percent of unvaccinated respondents plan to get vaccinated?

Definitely or probably
will get vaccinated

Guatemala
42%

In Totonicapán, **N/A** of unvaccinated respondents say they will definitely or probably get vaccinated.

What are the reasons driving vaccine hesitancy?

Concerned about the cost	Insufficient Data
Don't like vaccines	Insufficient Data
Don't know if vaccine will work	Insufficient Data

Will respondents vaccinate their **oldest** child under age 18, when eligible?*

N/A

of respondents in Totonicapán say that they plan to vaccinate their oldest child under age 18 when eligible.



What are the most trusted sources of information in Totonicapán?

CDC/WHO	Insufficient Data
Friends and Family	Insufficient Data
Government health authorities	Insufficient Data

What COVID-19 related topics do people want more information about?

How to support my children's education	Insufficient Data
The economic impact of COVID-19 to me personally	Insufficient Data
Employment or other economic and Financial issues	Insufficient Data

What are the structural barriers to vaccination among the unvaccinated?

Limited internet or phone access	Insufficient Data
Appointment times did not work	Insufficient Data
Need childcare	Insufficient Data

How worried are you about getting COVID?

Insufficient sample size
to display breakdown of these data.

*Question asked of respondents was changed between December and January

In March 2022,
102
People in **Zacapa**
responded to the survey

The weighted percentages presented in this PDF are based on one month of responses to the COVID-19 Trends and Impact Survey. On the live dashboard, data are presented in 2-week data collection periods so they will not be directly comparable. For more information on methodology and FAQs visit covidbehaviors.org.

What percent of unvaccinated respondents plan to get vaccinated?

Definitely or probably
will get vaccinated

Guatemala
42%

In Zacapa, **N/A** of unvaccinated respondents say they will definitely or probably get vaccinated.

What are the reasons driving vaccine hesitancy?

Concerned about the cost	Insufficient Data
Don't like vaccines	Insufficient Data
Don't know if vaccine will work	Insufficient Data

Will respondents vaccinate their **oldest** child under age 18, when eligible?*

N/A

of respondents in Zacapa
say that they plan to
vaccinate their oldest child
under age 18 when eligible.



What are the most trusted sources of information in Zacapa?

CDC/WHO	Insufficient Data
Friends and Family	Insufficient Data
Government health authorities	Insufficient Data

What COVID-19 related topics do people want more information about?

How to support my children's education	Insufficient Data
The economic impact of COVID-19 to me personally	Insufficient Data
Employment or other economic and financial issues	Insufficient Data

What are the structural barriers to vaccination among the unvaccinated?

Limited internet or phone access	Insufficient Data
Appointment times did not work	Insufficient Data
Need childcare	Insufficient Data

How worried are you about getting COVID?

Insufficient sample size
to display breakdown of these data.

*Question asked of respondents was changed between December and January