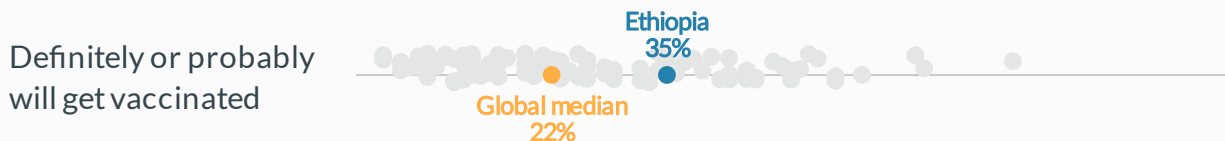


In March 2022,
1,902
People in Ethiopia
responded to the survey

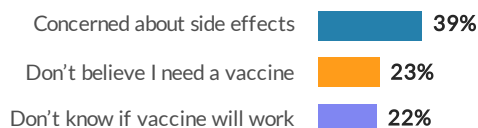
The weighted percentages presented in this PDF are based on one month of responses to the COVID-19 Trends and Impact Survey. On the live dashboard, data are presented in 2-week data collection periods so they will not be directly comparable. For more information on methodology and FAQs visit covidbehaviors.org.

What percent of unvaccinated respondents plan to get vaccinated?



In Ethiopia, **35%** of unvaccinated respondents say they will definitely or probably get vaccinated.


What are the reasons driving vaccine hesitancy?



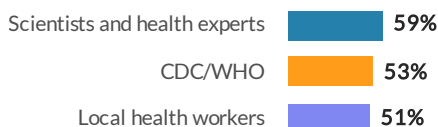
Will respondents vaccinate their oldest child under age 18, when eligible?*

47%

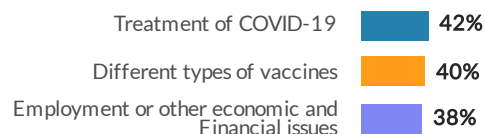
of respondents in Ethiopia say that they plan to vaccinate their oldest child under age 18 when eligible.



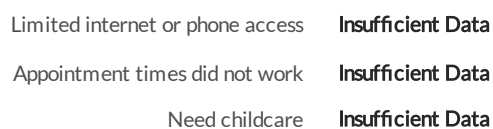
What are the most trusted sources of information in Ethiopia?



What COVID-19 related topics do people want more information about?



What are the structural barriers to vaccination among the unvaccinated?



Are health workers in Ethiopia vaccinated?

86%

of surveyed health workers are vaccinated

Insufficient sample size to display breakdown of these data.

*Question asked of respondents was changed between December and January